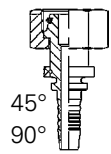
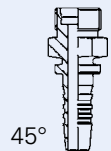


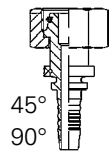
Metric female swivel, O-Ring seal for male 24° cone, light series
 Dichtkopfanschluss mit O-Ring leichte Baureihe für 24° Konus
 Globeseal avec joint torique pour mâle 24° série légère
 Femmina metrica con O-ring serie leggera per maschio metr.sv 24°
 Conexión con cabeza de cierre, con anillo en O, para cono de 24°, serie ligera

DL**55**

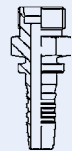
Metrice Male 24° cone, light series
 Außengewindeanschluss leichte Baureihe mit 24° Konus
 Métrique mâle 24° série légère
 Maschio metrico sv 24°, serie leggera
 Conexión con rosca exterior 24°, serie ligera

DK**57**

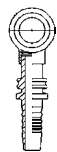
Metric female swivel, "O" Ring seal for male 24° cone, heavy series
 Dichtkopfanschluss mit O-Ring schwere Baureihe für 24° Konus
 Globeseal avec joint torique pour mâle 24° série S
 Femmina metrica girevole con O-ring serie pesante per maschio metr.sv 24°
 Conexión con cabeza de cierre, con anillo en O, para cono de 24°, serie pesada

DS**58**

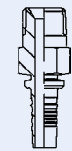
Metrice male 24° cone, heavy series
 Außengewindeanschluss schwere Baureihe mit 24° Konus
 Métrique mâle 24° série S
 Maschio metrico sv 24°, serie pesante
 Conexión con rosca exterior, cono de 24°, serie pesada

EK**59**

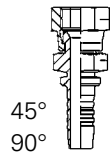
Banjo, DIN 7642
 Ringstutzen, DIN 7642
 Banjo, DIN 7642
 Nipplo ad occhio, DIN 7642
 Banjo, DIN 7642

BJ**60**

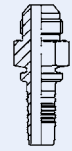
NPTF Male
 NPTF Außengewindeanschluss
 Mâle NPTF
 Maschio NPTF
 Macho NPTF

MP**61**

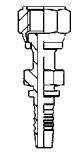
JIC Female Swivel 37°
 JIC Anschluss 37°
 JIC Femelle Tournant 37°
 Femmina girevole JIC 37°
 Conexión JIC ángulo de 37°

FJ**62**

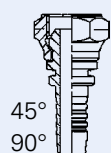
JIC Male 37°
 JIC Außengewinde-Anschluss 37°
 Male JIC 37°
 Maschio JIC 37°
 Macho Fijo JIC 37°

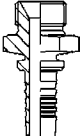
MJ**65**

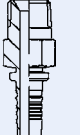
BSP female flat seat
 BSP-Anschluss, flachdichtend
 Globeseal BSP face plate
 Femmina girevole BSP guarnizione platte
 Hembra loca BSP asentamiento plano

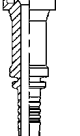
BS**65**

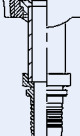
BSP female swivel 60° cone
 BSP Dichtkopf (60° Konus)
 Globeseal BSP Cône 60°
 Femmina girevole gas (60°)
 Macho con cierre BSP cono de 60°

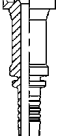
BF**66**

68  **BP** BSP male parallel
BSP Außengewinde-Stutzen parallel
Mâle BSP parallèle
Maschio BSP parallel
Manguito BSP con rosca exterior parallel

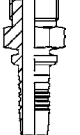
69  **BT** BSP male tapered
BSP Außengewinde-Stutzen konisch
Mâle BSP conique
Maschio BSP conico
Manguito BSP con rosca exterior afilado

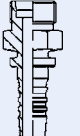
70  **FL** SAE Flange Shoulder Code 61 - 3000 PSI
SAE Flanschanschluss 3000 PSI Code 61
Bride SAE Code 61 - 3000 PSI
Flangia SAE, Codice 61- 3000 PSI
Conexión por brida SAE, Códico 61 - 3000 PSI
45°
90°

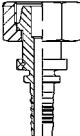
72  **SA** Captive Flange Shoulder - 3000 PSI
Captive Flanschanschluss 3000 PSI
Bride Captive - 3000 PSI
Flangia Captive - 3000 PSI
Conexión por brida Captive - 3000 PSI
45°
90°

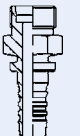
74  **FH** SAE Flange Shoulder Code 62 - 6000 PSI
SAE Flanschanschluss 6000 PSI Code 62
Bride SAE Code 62 - 6000 PSI
Flangia SAE, Codice 62- 6000 PSI
Conexión por brida SAE, Códico 62 - 6000 PSI
45°
90°

75  **FR** ORS female swivel
ORS Anschluss
ORS femelle tournant
Femmina girevole ORS
Conexión ORS
45°
90°

77  **MR** Male ORS
SAE Flanschanschluss 6000 PSI Code 62
Bride SAE Code 62 - 6000 PSI
Flangia SAE, Codice 62- 6000 PSI
Conexión por brida SAE, Códico 62 - 6000 PSI

78  **MM** Millimetric Male
Außengewindeanschluss 24°, Serie Millimetric
Mâle série millimétrique 24°
Maschio metrico 24° (serie metrica francese)
Macho fijo de 24°, serie millimétrica

78  **GM** Millimetric Globeseal female swivel
Dichtkopf 24°, Serie Millimetric
Globeseal série millimétrique
Femmina metrica girevole 24° (serie metrica francese)
Hembra loca de 24° con junta esférica, serie millimétrica

79  **MG** Gaz male
Außengewindeanschluss 24°, Serie Gaz
Mâle gaz 24°
Maschio metrico 24° (serie gaz francese)
Macho fijo de 24°, serie gaz

Index

Inhalt

Index

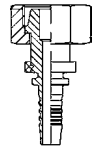
Indice

Contenido

Fittings / Armaturen / Embouts / Raccorderia / Racores

Gaz Globeseal female swivel
DichtkopfDichtkopf, Serie Gaz (Frankreich)
Globseal gaz 24°
Femmina girevole serie gas
Hembra loca, serie gas

GG



79

Gaz Standpipe
Rohrstutzen, Serie Gaz
Tube lisse série gaz
Nipplo a codolo (serie gas francese)
Racor tubular, serie gas

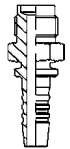
LG



80

Farm Valve
Außengewindeanschluss, Landmaschinen (Frankreich)
Mâle valve agricole
Innesto machio per agricoltura
Válvula agrícola

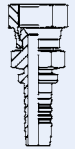
VA



80

JIS female swivel
JIS Dichtkopf
Femelle JIS
Femmina JIS
Hembra loca JIS

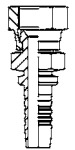
JF



81

Komatsu female swivel
Komatsu Dichtkopf
Femelle Komatsu
Femmina Komatsu
Hembra loca Komatsu

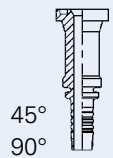
KF



81

Komatsu split flange
Komatsu Flansch
Bride Komatsu
Flangia Komatsu
Brida Komatsu

KS



82

Crimp Fittings

Press-armaturen

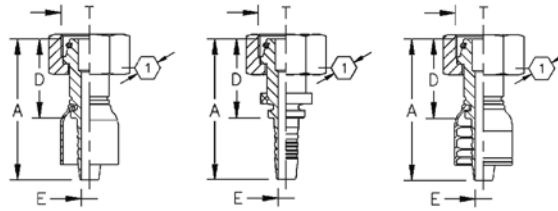
Embouts sertis

Raccordi a graffare

Racores para presión

DL

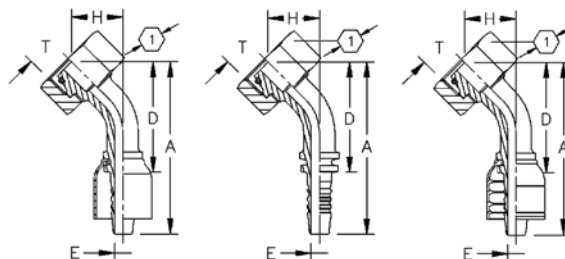
DKO Female Swivel, Light Duty
 Dichtkopf DKOL, leichte Baureihe
 DKO série L
 Femmina girevole DKOL, serie leggera
 Hembra loca DKOL, serie ligera



Part Number	Part Number	Part Number	Thread T	Flange	Tube O.D.	ND	Hose Size	A	D	H	E Ø	HEX [1]	HEX [2]	K Ø
OTC Fitting	Skive Nipple	TTC Fitting						mm	mm	mm	mm			mm
1G5DL3	1S5DL3	1A5DL3	M12X1,5		6	5	-3	39,7	22,2		2,5	14		
1G5DL4	1S5DL4	1A5DL4	M12X1,5		6	6	-4	44,8	21,4		4,2	14		
1G6DL4	1S6DL4	1A6DL4	M14X1,5		8	6	-4	46,0	22,6		4,2	17		
1G6DL5	1S6DL5	1A6DL5	M14X1,5		8	6	-5	46,2	22,3		5,3	17		
1G8DL4	1S8DL4	1A8DL4	M16X1,5		10	6	-4	48,2	24,8		4,2	19		
1G8DL5	1S8DL5	1A8DL5	M16X1,5		10	8	-5	50,7	26,8		5,3	19		
1G8DL6	1S8DL6	1A8DL6	M16X1,5		10	10	-6	50,5	25,2		6,7	19		
1G10DL6	1S10DL6	1A10DL6	M18X1,5		12	10	-6	51,2	25,9		6,7	22		
1G12DL8	1S12DL8	1A12DL8	M22X1,5		15	12	-8	58,3	28,6		9,6	27		
1G16DL10	1S16DL10	1A16DL10	M26X1,5		18	16	-10	59,2	29,8		12,8	32		
1G20DL12	1S20DL12	1A20DL12	M30X2,0		22	19	-12	62,5	32,3		15,5	36		
1G25DL16	1S25DL16	1A25DL16	M36X2,0		28	25	-16	68,2	33,8		20,7	41		
1G32DL20	1S32DL20	1AP32DL20*	M45X2,0		35	31	-20	83,7	39,7		26,6	50		
		1AT32DL20**	M45X2,0		35	31	-20	83,7	39,7		26,6	50		
1G40DL24	1S40DL24	1A40DL24	M52X2,0		42	38	-24	87,2	40,9		32,0	60		

DLA

DKO Female Swivel, Light Duty, 45° Elbow
 Dichtkopf DKOL, leichte Baureihe, 45° Krümmer
 DKO série L coudé 45°
 Femmina girevole DKOL a 45°, serie leggera
 Hembra loca DKOL acodado a 45°, serie ligera



Part Number	Part Number	Part Number	Thread T	Flange	Tube O.D.	ND	Hose Size	A	D	H	E Ø	HEX [1]	HEX [2]	K Ø
OTC Fitting	Skive Nipple	TTC Fitting						mm	mm	mm	mm			mm
1G5DLA3	1S5DLA3	1A5DLA3	M12x1,5		6	5	-3	52,7	35,2	15,2	2,5	14		
1G6DLA4	1S6DLA4	1A6DLA4	M14x1,5		8	6	-4	62,4	39,0	17,5	4,2	17		
1G8DLA5	1S8DLA5	1A8DLA5	M16x1,5		10	8	-5	64,9	41,0	18,5	5,3	19		
1G8DLA6	1S8DLA6	1A8DLA6	M16x1,5		10	10	-6	66,8	41,0	19,0	6,7	19		
1G10DLA6	1S10DLA6	1A10DLA6	M18x1,5		12	10	-6	70,0	44,7	17,6	6,7	22		
1G12DLA8	1S12DLA8	1A12DLA8	M22x1,5		15	12	-8	81,7	52,0	21,5	9,6	27		
1G16DLA10	1S16DLA10	1A16DLA10	M26x1,5		18	16	-10	91,3	61,9	22,0	12,8	32		
1G20DLA12	1S20DLA12	1A20DLA12	M30x2,0		22	20	-12	100,8	70,6	24,3	15,5	36		
1G25DLA16	1S25DLA16	1A25DLA16	M36x2,0		28	25	-16	103,1	68,7	26,6	20,7	41		
1G32DLA20	1S32DLA20	1AP32DLA20*	M45x2,0		35	32	-20	148,0	104,0	43,0	26,6	50		
		1AT32DLA20**	M45x2,0		35	32	-20	148,0	104,0	43,0	26,6	50		
1G40DLA24	1S40DLA24	1A40DLA24	M52x2,0		42	40	-24	180,5	134,2	52,2	32,0	60		

* 1-wire
 ** 2-wire

* 1-wire
 ** 2-wire

* 1-wire
 ** 2-wire

* 1-wire
 ** 2-wire

* 1-wire
 ** 2-wire

Specification subject to change without notice

Crimp Fittings

Press-armaturen

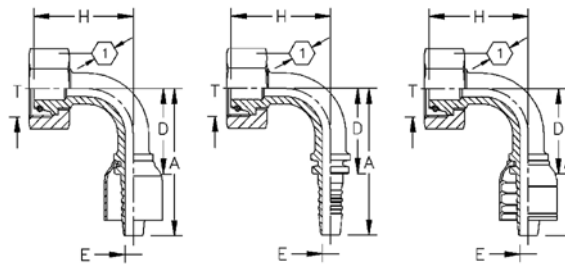
Embouts sertis

Raccordi a graffare

Racores para presión

DLB

DKO Female Swivel, Light Duty, 90° Elbow
 Dichtkopf DKOL, leichte Baureihe, 90° Krümmer
 DKO série L coudé 90°
 Femmina girevole DKOL a 90°, serie leggera
 Hembra loca DKOL acodado a 90°, serie ligera



Part Number	Part Number	Part Number	Thread T	Flange	Tube O.D.	ND	Hose Size	A	D	H	E Ø	HEX [1]	HEX [2]	K Ø
OTC Fitting	Skive Nipple	TTC Fitting			mm			mm	mm	mm	mm			mm
1G5DLB3	1S5DLB3	1A5DLB3	M12x1,5		6	5	-3	42,8	25,3	26,5	2,5	14		
1G5DLB4	1S5DLB4	1A5DLB4	M12x1,5		6	6	-4	49,9	26,5	26,5	4,2	14		
1G6DLB4	1S6DLB4	1A6DLB4	M14x1,5		8	6	-4	51,15	27,7	31,0	4,2	17		
1G8DLB5	1S8DLB5	1A8DLB5	M16x1,5		10	8	-5	55,3	31,4	35,5	5,3	19		
1G8DLB6	1S8DLB6	1A8DLB6	M16x1,5		10	10	-6	58,5	33,6	33,5	6,7	19		
1G10DLB5	1S10DLB5	1A10DLB5	M18x1,5		12	8	-5	60,1	36,2	37,5	5,3	22		
1G10DLB6	1S10DLB6	1A10DLB6	M18x1,5		12	10	-6	59,8	34,5	34,2	6,7	22		
1G12DLB8	1S12DLB8	1A12DLB8	M22x1,5		15	12	-8	75,3	45,6	40,0	9,6	27		
	1S10DLB8		M18x1,5		12	12	-8	67,9	38,2	37,2	9,6	22		
1G16DLB10	1S16DLB10	1A16DLB10	M26x1,5		18	16	-10	86,4	57,0	46,5	12,8	32		
1G20DLB12	1S20DLB12	1A20DLB12	M30x2,0		22	19	-12	92,5	62,3	50,7	15,5	36		
1G25DLB16	1S25DLB16	1A25DLB16	M36x2,0		28	25	-16	100,0	66,0	61,0	20,7	41		
1G32DLB20	1S32DLB20	1AP32DLB20*	M45x2,0		35	31	-20	130,0	75,0	79,0	26,6	50		
		1AT32DLB20**	M45x2,0		35	31	-20	130,0	75,0	79,0	26,6	50		
1G40DLB24	1S40DLB24	1A40DLB24	M52x2,0		42	38	-24	152,0	105,7	106,0	32,0	60		

* 1-wire
 ** 2-wire

* 1-wire
 ** 2-wire

* 1-wire
 ** 2-wire

* 1-wire
 ** 2-wire

* 1-wire
 ** 2-wire

Specification subject to change without notice

Crimp Fittings

Press-armaturen

Embouts sertis

Raccordi a graffare

Racores para presión

DK

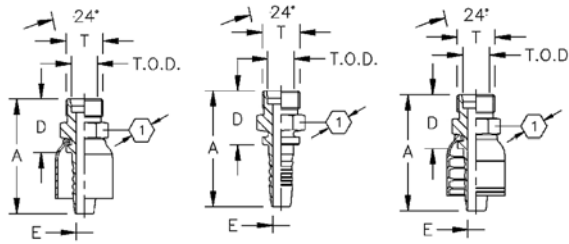
24° Male, Light Duty

Außengewindeanschluss 24°, leichte Baureihe

Måle 24° serie L

Maschio metrico 24°, serie leggera

Macho fijo de 24°, serie ligera



Part Number	Part Number	Part Number	Thread T	Flange	Tube O.D.	ND	Hose Size	A	D	H	E Ø	HEX [1]	HEX [2]	K Ø
OTC Fitting	Skive Nipple	TTC Fitting						mm	mm	mm	mm			mm
1G5DK3	1S5DK3	1A5DK3	M12x1,5		6	5	-3	38,0	20,5		2,5	12		
1G5DK4	1S5DK4	1A5DK4	M12x1,5		6	6	-4	44,7	21,3		4,2	12		
1G6DK4	1S6DK4	1A6DK4	M14x1,5		8	6	-4	44,5	21,1		4,2	14		
1G8DK5	1S8DK5	1A8DK5	M16x1,5		10	8	-5	47,0	23,1		5,3	17		
1G8DK6	1S8DK6	1A8DK6	M16x1,5		10	10	-6	52,0	26,7		6,7	17		
1G10DK6	1S10DK6	1A10DK6	M18x1,5		12	10	-6	49,0	23,7		6,7	19		
1G10DK8	1S10DK8	1A10DK8	M18x1,5		12	12	-8	54,5	24,8		9,6	19		
1G12DK8	1S12DK8	1A12DK8	M22x1,5		15	12	-8	56,0	26,3		9,6	24		
1G16DK10	1S16DK10	1A16DK10	M26x1,5		18	16	-10	56,0	26,6		12,8	27		
1G20DK12	1S20DK12	1A20DK12	M30x2,0		22	19	-12	62,0	31,8		15,5	32		
1G25DK16	1S25DK16	1A25DK16	M36x2,0		28	25	-16	66,0	31,6		20,7	41		
1G32DK20	1S32DK20	1AP32DK20*	M45x2,0		35	31	-20	79,4	35,4		26,6	46		
		1AT32DK20**	M45x2,0		35	31	-20	79,4	35,4		26,6	46		
	1S40DK24	1A40DK24	M52x2,0		42	38	-24	85,0	38,7		32,0	55		

* 1-wire

** 2-wire

* 1-wire

** 2-wire

* 1-wire

** 2-wire

* 1-wire

** 2-wire

* 1-wire

** 2-wire

Specification subject to change without notice

Crimp Fittings

Press-armaturen

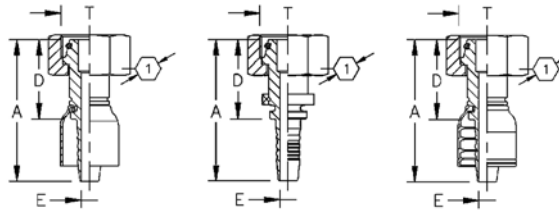
Embouts sertis

Raccordi a graffare

Racores para presión

DS

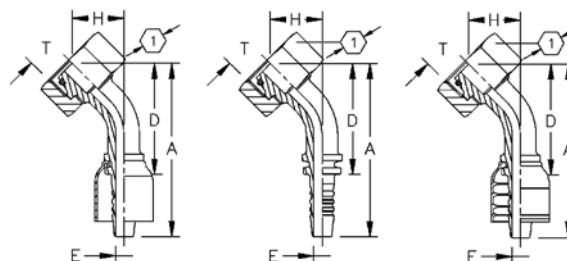
DKO Female Swivel, Heavy Duty
 Dichtkopf DKOS, schwere Baureihe
 DKO série S
 Femmina girevole DKOS, serie pesante
 Hembra loca DKOS, serie pesada



Part Number	Part Number	Part Number	Thread T	Flange	Tube O.D.	ND	Hose Size	A	D	H	E Ø	HEX [1]	HEX [2]	K Ø
OTC Fitting	Skive Nipple	TTC Fitting						mm	mm	mm	mm			mm
1G5DS3	1S5DS3	1A5DS3	M16x1,5		8	5	-3	43,4	25,9		2,5	19		
	1S3DS4		M14x1,5		6	6	-4	44,9	21,5		4,2	17		
1G5DS4	1S5DS4	1A5DS4	M16x1,5		8	6	-4	49,5	26,1		4,2	19		
1G6DS4	1S6DS4	1A6DS4	M18x1,5		10	6	-4	50,8	27,4		4,2	22		
1G6DS5	1S6DS5	1A6DS5	M18x1,5		10	8	-5	51,4	27,4		5,3	22		
1G8DS5	1S8DS5	1A8DS5	M20x1,5		12	8	-5	51,6	27,7		5,3	24		
1G8DS6	1S8DS6	1A8DS6	M20x1,5		12	10	-6	53,8	28,5		6,7	24		
1G10DS6	1S10DS6	1A10DS6	M22x1,5		14	10	-6	56,9	31,6		6,7	27		
1G10DS8	1S10DS8	1A10DS8	M22x1,5		14	12	-8	55,2	25,5		9,6	27		
1G12DS8	1S12DS8	1A12DS8	M24x1,5		16	12	-8	62,4	32,7		9,6	30		
1G16DS10	1S16DS10	1A16DS10	M30x2,0		20	16	-10	66,9	37,5		12,8	36		
1G20DS12	1S20DS12	1A20DS12	M36x2,0		25	19	-12	72,0	41,6		15,5	46		
1G25DS16	1S25DS16	1A25DS16	M42x2,0		30	25	-16	78,5	44,1		20,7	50		
1G32DS20	1S32DS20	1AP32DS20*	M52x2,0		38	31	-20	93,7	49,7		26,6	60		
		1AT32DS20**	M52x2,0		38	31	-20	93,7	49,7		26,6	60		

DSA

DKO Female Swivel, Heavy Duty, 45° Elbow
 Dichtkopf DKOS, schwere Baureihe, 45° Krümmer
 DKO série S coudé 45°
 Femmina girevole DKOS a 45°, serie pesante
 Hembra loca DKOS acodado a 45°, serie pesada



Part Number	Part Number	Part Number	Thread T	Flange	Tube O.D.	ND	Hose Size	A	D	H	E Ø	HEX [1]	HEX [2]	K Ø
OTC Fitting	Skive Nipple	TTC Fitting						mm	mm	mm	mm			mm
1G5DSA3	1S5DSA3	1A5DSA3	M12x1,5		8	5	-3	53,5	36,0	16,0	2,5	19		
1G6DSA4	1S6DSA4	1A6DSA4	M14x1,5		10	6	-4	61,4	38,0	17,0	4,2	22		
1G8DSA5	1S8DSA5	1A8DSA5	M16x1,5		12	8	-5	62,9	39,0	18,5	5,3	24		
1G8DSA6	1S8DSA6	1A8DSA6	M16x1,5		12	10	-6	68,3	43,0	19,0	6,7	24		
1G10DSA6	1S10DSA6	1A10DSA6	M18x1,5		14	10	-6	68,8	43,5	20,0	6,7	27		
1G12DSA8	1S12DSA8	1A12DSA8	M22x1,5		16	12	-8	79,7	50,0	23,0	9,6	30		
1G16DSA10	1S16DSA10	1A16DSA10	M26x1,5		20	16	-10	89,3	59,9	26,0	12,8	36		
1G20DSA12	1S20DSA12	1A20DSA12	M30x2,0		25	19	-12	107,4	77,2	32,5	15,5	46		
1G25DSA16	1S25DSA16	1A25DSA16	M36x2,0		30	25	-16	121,4	87,0	37,5	20,7	50		
1G32DSA20	1S32DSA20	1AP32DSA20*	M45x2,0		38	31	-20	166,5	122,9	45,9	26,6	60		
		1AT32DSA20**	M45x2,0		38	31	-20	166,9	122,9	45,9	26,6	60		

* 1-wire
 ** 2-wire

* 1-wire
 ** 2-wire

* 1-wire
 ** 2-wire

* 1-wire
 ** 2-wire

* 1-wire
 ** 2-wire

Specification subject to change without notice

Crimp Fittings

Press-armaturen

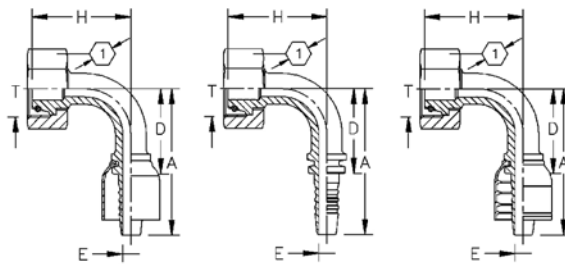
Embouts sertis

Raccordi a graffare

Racores para presión

DSB

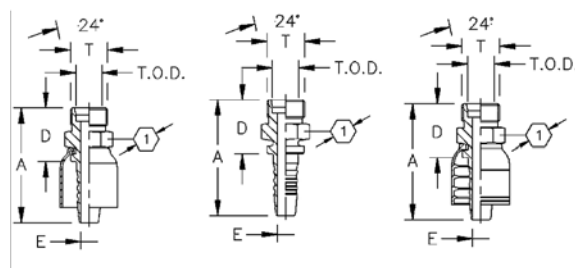
DKO Female Swivel, Heavy Duty, 90° Elbow
 Dichtkopf DKOS, schwere Baureihe, 90° Krümmer
 DKO série S coudé 90°
 Femmina girevole DKOS a 90°, serie pesante
 Hembra loca DKOS, acodado a 90°, serie pesada



Part Number	Part Number	Part Number	Thread T	Flange	Tube O.D.	ND	Hose Size	A	D	H	E Ø	HEX [1]	HEX [2]	K Ø
OTC Fitting	Skive Nipple	TTC Fitting			mm			mm	mm	mm	mm			mm
1G5DSB3	1S5DSB3	1A5DSB3	M16x1,5		8	5	-3	44,5	27,0	30,5	2,5	19	14	
1G5DSB4	1S5DSB4	1A5DSB4	M16x1,5		8	6	-4	54,0	30,6	28,6	4,2	19	14	
1G6DSB4	1S6DSB4	1A6DSB4	M18x1,5		10	6	-4	54,5	31,0	33,5	4,2	22	17	
1G6DSB5	1S6DSB5	1A6DSB5	M18x1,5		10	8	-5	53,9	30,0	33,5	5,3	22	17	
1G8DSB5	1S8DSB5	1A8DSB5	M20x1,5		12	8	-5	56,9	33,0	36,5	5,3	24	19	
1G8DSB6	1S8DSB6	1A8DSB6	M20x1,5		12	10	-6	59,9	34,6	35,3	6,7	24	19	
1G10DSB6	1S10DSB6	1A10DSB6	M22x1,5		14	10	-6	63,8	38,5	42,0	6,7	27	19	
1G12DSB8	1S12DSB8	1A12DSB8	M24x1,5		16	12	-8	77,7	48,0	45,3	9,6	30	22	
1G16DSB10	1S16DSB10	1A16DSB10	M30x2,0		20	16	-10	82,0	52,6	52,0	12,8	36	27	
1G20DSB12	1S20DSB12	1A20DSB12	M36x2,0		25	19	-12	93,0	62,8	64,6	15,5	46	32	
1G25DSB16	1S25DSB16	1A25DSB16	M42x2,0		30	25	-16	104,0	69,6	74,0	20,7	50	36	

EK

24° Male, Heavy Duty
 Außengewindeanschluss 24°, schwere Baureihe
 Mâle 24° série forte
 Maschio metrico 24°, serie pesante
 Macho fijo de 24°, serie pesada



Part Number	Part Number	Part Number	Thread T	Flange	Tube O.D.	ND	Hose Size	A	D	H	E Ø	HEX [1]	HEX [2]	K Ø
OTC Fitting	Skive Nipple	TTC Fitting			mm			mm	mm	mm	mm			mm
1G5EK3	1S5EK3	1A5EK3	M16x1,5		8	5	-3	41,0	23,5		2,5	17		
1G5EK4	1S5EK4	1A5EK4	M16x1,5		8	6	-4	47,5	24,1		4,2	17		
1G6EK4	1S6EK4	1A6EK4	M18x1,5		10	6	-4	47,0	23,6		4,2	19		
1G8EK5	1S8EK5	1A8EK5	M20x1,5		12	8	-5	48,2	24,3		5,3	22		
1G8EK6	1S8EK6	1A8EK6	M20x1,5		12	10	-6	50,3	25,0		6,7	22		
1G10EK6	1S10EK6	1A10EK6	M22x1,5		14	10	-6	52,6	27,3		6,7	24		
1G12EK8	1S12EK8	1A12EK8	M24x1,5		16	12	-8	58,0	28,3		9,6	27		
1G16EK10	1S16EK10	1A16EK10	M30x2,0		20	16	-10	62,0	32,6		12,8	32		
1G20EK12	1S20EK12	1A20EK12	M36x2,0		25	19	-12	65,5	35,3		15,5	41		
1G25EK16	1S25EK16	1A25EK16	M42x2,0		30	25	-16	72,3	37,9		20,7	46		
1G32EK20	1S32EK20	1AP32EK20*	M52x2,0		38	31	-20	88,0	44,0		26,6	55		
		1AT32EK20**	M52x2,0		38	31	-20	88,0	44,0		26,6	55		

* 1-wire
 ** 2-wire

* 1-wire
 ** 2-wire

* 1-wire
 ** 2-wire

* 1-wire
 ** 2-wire

* 1-wire
 ** 2-wire

Specification subject to change without notice

Crimp Fittings

Press-armaturen

Emboutsertis

Raccordi a graffare

Racores para presión

BJ

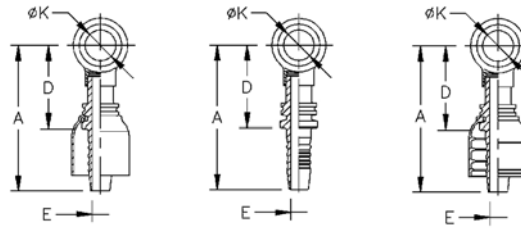
Banjo, DIN 7642

Ringstutzen, DIN 7642

Banjo, DIN 7642

Nipplo ad occhio, DIN 7642

Banjo, DIN 7642



Part Number	Part Number Skive Nipple	Part Number TTC Fitting	Thread T	Flange	Tube O.D.	ND	Hose Size	A	D	H	E Ø	HEX [1]	HEX [2]	K Ø
					mm			mm	mm	mm	mm			mm
1G5BJ3	1S5BJ3	1A5BJ3			6	5	-3	60,6	43,4		2,5			10,1
1G6BJ4	1S6BJ4	1A6BJ4			8	6	-4	68,8	45,4		4,2			12,1
1G8BJ5	1S8BJ5	1A8BJ5			10	8	-5	57,1	33,2		5,3			14,1
1G8BJ6	1S8BJ6	1A8BJ6			10	10	-6	76,2	50,9		6,7			14,1
1G10BJ6	1S10BJ6	1A10BJ6			12	10	-6	76,9	51,6		6,7			16,1
1G12BJ6	1S12BJ6	1A12BJ6			15	10	-6	83,2	57,9		6,7			18,1
1G12BJ8	1S12BJ8	1A12BJ8			15	12	-8	84,9	55,2		9,6			18,1
1G16BJ10	1S16BJ10	1A16BJ10			18	16	-10	90,4	61,1		12,8			22,1
1G20BJ12	1S20BJ12	1A20BJ12			22	19	-12	95,0	64,8		15,5			26,1
1G25BJ16	1S25BJ16	1A25BJ16			28	25	-16	103,8	69,4		20,7			30,1

Crimp Fittings

Press-armaturen

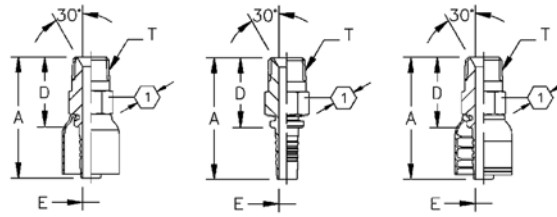
Embouts sertis

Raccordi a graffare

Racores para presión

MP

N.P.T.F. Male Pipe
 Außengewindestutzen, NPTF
 Mâle NPTF
 Maschio NPTF
 Macho N.P.T.F.



Part Number	Part Number Skive Nipple	Part Number TTC Fitting	Thread T	Flange	Tube O.D.	ND	Hose Size	A	D	H	E Ø	HEX [1]	HEX [2]	K Ø
				mm				mm	mm	mm	mm			mm
1G2MP3	1S2MP3	1A2MP3	1/8-27				-3	39,9	22,3		2,5	12		
1G2MP4	1S2MP4	1A2MP4	1/8-27				-4	46,2	22,8		4,2	14		
1G4MP4	1S4MP4	1A4MP4	1/4-18				-4	52,0	28,4		4,2	17		
1G6MP4	1S6MP4	1A6MP4	3/8-18				-4	48,0	24,6		4,2	19		
1G4MP5	1S4MP5	1A4MP5	1/4-18				-5	52,5	28,4		5,3	17		
1G6MP5	1S6MP5	1A6MP5	3/8-18				-5	48,5	24,6		5,3	19		
1G4MP6	1S4MP6	1A4MP6	1/4-18				-6	55,1	29,7		6,7	17		
1G6MP6	1S6MP6	1A6MP6	3/8-18				-6	57,4	32,0		6,7	19		
1G8MP6	1S8MP6	1A8MP6	1/2-14				-6	57,4	32,0		6,7	22		
1G6MP8	1S6MP8	1A6MP8	3/8-18				-8	62,9	33,2		9,6	22		
1G8MP8	1S8MP8	1A8MP8	1/2-14				-8	69,0	39,6		9,6	22		
1G8MP10	1S8MP10	1A8MP10	1/2-14				-10	69,0	39,6		12,8	24		
1G12MP10	1S12MP10	1A12MP10	3/4-14				-10	64,5	35,3		12,8	30		
1G8MP12	1S8MP12	1A8MP12	1/2-14				-12	70,3	40,1		15,5	30		
1G12MP12	1S12MP12	1A12MP12	3/4-14				-12	71,6	41,4		15,5	30		
1G16MP12	1S16MP12	1A16MP12	1-11 1/2				-12	70,6	40,3		15,5	36		
1G12MP16	1S12MP16	1A12MP16	3/4-14				-16	76,4	42,1		20,7	36		
1G16MP16	1S16MP16	1A16MP16	1-11 1/2				-16	81,2	46,7		20,7	36		
1G20MP20	1S20MP20	1AP20MP20*	1 1/4-11 1/2				-20	88,9	44,9		26,6	46		
		1AT20MP20**	1 1/4-11 1/2				-20	88,9	44,9		26,6	46		
1G24MP24	1S24MP24	1A24MP24	1 1/2-11 1/2				-24	105,9	59,7		32,0	50		
1G32MP32	1S32MP32	1A32MP32	2-11 1/2				-32	116,3	66,0		44,4	65		

* 1-wire
 ** 2-wire

* 1-wire
 ** 2-wire

* 1-wire
 ** 2-wire

* 1-wire
 ** 2-wire

* 1-wire
 ** 2-wire

Specification subject to change without notice

Crimp Fittings

Press-armaturen

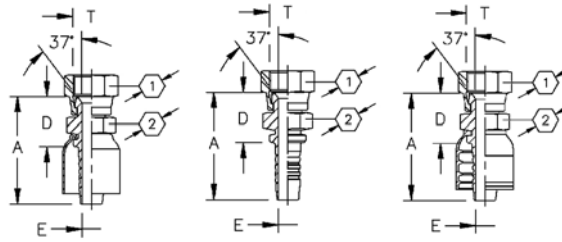
Embouts sertis

Raccordi a graffare

Racores para presión

FJ

J.I.C Female Swivel
 JIC-Dichtkopf
 Femelle JIC
 Femmina girevole JIC
 Hembra loca JIC



Part Number	Part Number	Part Number	Thread T	Flange	Tube O.D.	ND	Hose Size	A	D	H	E Ø	HEX [1]	HEX [2]	K Ø
OTC Fitting	Skive Nipple	TTC Fitting			mm			mm	mm	mm	mm			mm
1G3FJ3	1S3FJ3	1A3FJ3	3/8-24				-3	34,3	16,9		2,5	14	11	
1G4FJ3	1S4FJ3	1A4FJ3	7/16-20				-3	33,6	16,1		2,5	14	11	
1G4FJ4	1S4FJ4	1A4FJ4	7/16-20				-4	41,4	18,0		4,2	14	14	
1G5FJ4	1S5FJ4	1A5FJ4	1/2-20				-4	41,8	18,4		4,2	17	14	
1G4FJ5	1S4FJ5	1A4FJ5	7/16-20				-5	42,2	18,3		5,3	14	14	
1G5FJ5	1S5FJ5	1A5FJ5	1/2-20				-5	42,7	18,8		5,3	17	14	
1G6FJ5	1S6FJ5	1A6FJ5	9/16-18				-5	45,5	21,6		5,3	17	17	
1G5FJ6	1S5FJ6	1A5FJ6	1/2-20				-6	46,7	21,4		6,7	17	17	
1G6FJ6	1S6FJ6	1A6FJ6	9/16-18				-6	47,8	22,5		6,7	17	17	
1G8FJ6	1S8FJ6	1A8FJ6	3/4-16				-6	49,1	23,8		6,7	22	17	
1G8FJ8	1S8FJ8	1A8FJ8	3/4-16				-8	55,4	25,7		9,6	22	22	
1G10FJ8	1S10FJ8	1A10FJ8	7/8-14				-8	69,7	40,0		9,6	27	22	
1G10FJ10	1S10FJ10	1A10FJ10	7/8-14				-10	57,0	27,6		12,8	27	24	
1G12FJ10	1S12FJ10	1A12FJ10	1 1/16-12				-10	54,8	25,4		12,8	32	27	
1G10FJ12	1S10FJ12	1A10FJ12	7/8-14				-12	58,2	28,0		15,5	27	30	
1G12FJ12	1S12FJ12	1A12FJ12	1 1/16-12				-12	57,7	27,5		15,5	32	30	
1G16FJ12	1S16FJ12	1A16FJ12	1 5/16-12				-12	63,6	33,3		15,5	41	32	
1G12FJ16	1S12FJ16	1A12FJ16	1 1/16-12				-16	65,6	31,2		20,7	32	36	
1G16FJ16	1S16FJ16	1A16FJ16	1 5/16-12				-16	68,3	33,9		20,7	41	36	
1G20FJ16	1S20FJ16	1A20FJ16	1 5/8-12				-16	64,3	29,9		20,7	50		
1G20FJ20	1S20FJ20	1AP20FJ20*	1 5/8-12				-20	75,6	31,6		26,6	50		
		1AT20FJ20**	1 5/8-12				-20	75,6	31,6		26,6	50		
1G24FJ24	1S24FJ24	1A24FJ24	1 7/8-12				-24	80,3	33,9		32,0	60		
		1A24FJ32					-32	85,3	33,1		44,4	60		
1G32FJ32	1S32FJ32	1A32FJ32	2 1/2-12				-32	86,8	34,6		44,4	75		

* 1-wire
 ** 2-wire

* 1-wire
 ** 2-wire

* 1-wire
 ** 2-wire

* 1-wire
 ** 2-wire

* 1-wire
 ** 2-wire

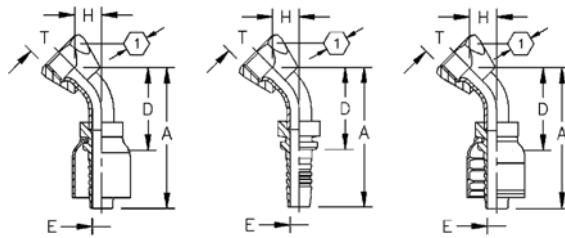
Crimp Fittings

Press-armaturen

Embouts sertis

Raccordi a graffare

Racores para presión



FJA

J.I.C Female Swivel, 45° Elbow
 JIC-Dichtkopf, 45° Krümmer
 Femelle JIC coudé 45°
 Femmina girevole JIC a 45°
 Hembra loca JIC acodado a 45°

Part Number	Part Number	Part Number	Thread T	Flange	Tube O.D.	ND	Hose Size	A	D	H	E Ø	HEX [1]	HEX [2]	K Ø
OTC Fitting	Skive Nipple	TTC Fitting						mm	mm	mm	mm			mm
1G3FJA3	1S3FJA3	1A3FJA3	3/8-24				-3	48,7	31,2	13,9	2,5	14		
1G4FJA3	1S4FJA3	1A4FJA3	7/16-20				-3	43,7	26,2	8,4	2,5	14		
1G4FJA4	1S4FJA4	1A4FJA4	7/16-20				-4	45,1	21,7	8,4	3,9	14		
1G5FJA4	1S5FJA4	1A5FJA4	1/2-20				-4	51,9	28,5	9,3	4,2	17		
1G5FJA5	1S5FJA5	1A5FJA5	1/2-20				-5	52,7	28,8	9,3	4,6	17		
1G6FJA5	1S6FJA5	1A6FJA5	9/16-18				-5	53,9	30,0	9,9	5,3	19		
1G6FJA6	1S6FJA6	1A6FJA6	9/16-18				-6	58,6	33,3	9,9	6,2	19		
1G8FJA6	1S8FJA6	1A8FJA6	3/4-16				-6	67,4	42,1	13,9	6,7	22		
1G8FJA8	1S8FJA8	1A8FJA8	3/4-16				-8	71,7	42,0	14,0	9,4	22		
1G10FJA8	1S10FJA8	1A10FJA8	7/8-14				-8	76,9	47,2	15,1	9,6	27		
1G10FJA10	1S10FJA10	1A10FJA10	7/8-14				-10	74,8	45,4	15,1	11,7	27		
1G12FJA10	1S12FJA10	1A12FJA10	1 1/16-12				-10	85,9	56,5	19,8	12,8	32		
1G12FJA12	1S12FJA12	1A12FJA12	1 1/16-12				-12	87,1	56,9	19,8	14,8	32		
1G16FJA12	1S16FJA12	1A16FJA12	1 5/16-12				-12	90,3	60,3	27,1	15,5	41		
1G16FJA16	1S16FJA16	1A16FJA16	1 5/16-12				-16	95,1	60,7	27,9	19,3	41		
1G20FJA20	1S20FJA20	1AP20FJA20*	1 5/8-12				-20	112,9	68,9	31,0	25,7	50		
		1AT20FJA20**	1 5/8-12				-20	112,8	68,8	31,0	26,6	50		
	1S24FJA24		1 7/8-12				-24	124,2	77,9	36,2	32,0	60		

* 1-wire
 ** 2-wire

* 1-wire
 ** 2-wire

* 1-wire
 ** 2-wire

* 1-wire
 ** 2-wire

* 1-wire
 ** 2-wire

Specification subject to change without notice

Crimp Fittings

Press-armaturen

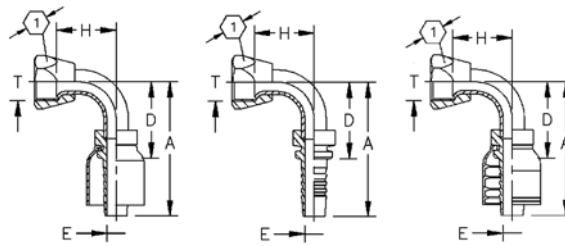
Embouts sertis

Raccordi a graffare

Racores para presión

FJB

J.I.C Female Swivel, 90° Elbow
 JIC-Dichtkopf, 90° Krümmer
 Femelle JIC coudé 90°
 Femina girevole JIC a 90°
 Hembra loca JIC acodado a 90°



Part Number	Part Number	Part Number	Thread T	Flange	Tube O.D.	ND	Hose Size	A	D	H	E Ø	HEX [1]	HEX [2]	K Ø
OTC Fitting	Skive Nipple	TTC Fitting						mm	mm	mm	mm			mm
1G4FJB4	1S4FJB4	1A4FJB4	7/16-20				-4	46,7	23,3	17,3	3,9	14		
1G5FJB4	1S5FJB4	1A5FJB4	1/2-20				-4	48,7	25,3	19,3	4,2	17		
1G5FJB5	1S5FJB5	1A5FJB5	1/2-20				-5	49,5	25,6	19,3	4,6	17		
1G6FJB5	1S6FJB5	1A6FJB5	9/16-18				-5	51,6	27,7	21,6	5,3	19		
1G6FJB6	1S6FJB6	1A6FJB6	9/16-18				-6	56,2	30,9	21,6	6,2	19		
1G8FJB6	1S8FJB6	1A8FJB6	3/4-16				-6	61,4	36,1	27,7	6,7	22		
1G8FJB8	1S8FJB8	1A8FJB8	3/4-16				-8	65,8	36,0	27,7	9,4	22		
1G10FJB8	1S10FJB8	1A10FJB8	7/8-14				-8	70,7	41,0	30,3	9,6	27		
1G10FJB10	1S10FJB10	1A10FJB10	7/8-14				-10	68,7	39,3	30,3	11,7	27		
1G12FJB10	1S12FJB10	1A12FJB10	1 1/16-12				-10	84,2	54,8	45,8	12,8	32		
1G12FJB12	1S12FJB12	1A12FJB12	1 1/16-12				-12	85,4	55,2	45,8	14,8	32		
1G16FJB12	1S16FJB12	1A16FJB12	1 5/16-12				-12	85,5	55,3	60,7	15,5	41		
1G12FJB16	1S12FJB16	1A12FJB16	1 1/16-12				-16	89,5	55,1	45,7	20,7	32		
1G16FJB16	1S16FJB16	1A16FJB16	1 5/16-12				-16	90,4	55,9	60,7	20,7	41		
1G20FJB20	1S20FJB20	1AP20FJB20*	1 5/8-12				-20	107,9	64,0	69,8	26,6	50		
		1AT20FJB20**	1 5/8-12				-20	107,9	64,0	69,8	26,6	50		

* 1-wire
 ** 2-wire

* 1-wire
 ** 2-wire

* 1-wire
 ** 2-wire

* 1-wire
 ** 2-wire

* 1-wire
 ** 2-wire

Crimp Fittings

Press-armaturen

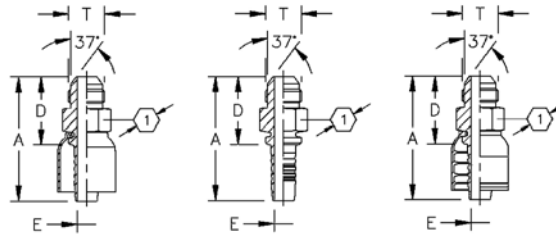
Embouts sertis

Raccordi a graffare

Racores para presión

MJ

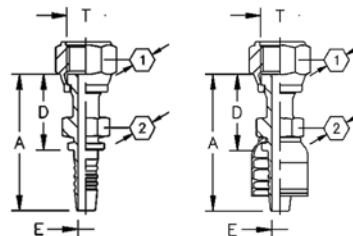
J.I.C Male Flare
 JIC-Außengewindeanschluss
 Mâle JIC
 Maschio JIC
 Macho fijo JIC



Part Number	Part Number	Part Number	Thread T	Flange	Tube O.D.	ND	Hose Size	A	D	H	E Ø	HEX [1]	HEX [2]	K Ø
OTC Fitting	Skive Nipple	TTC Fitting			mm			mm	mm	mm	mm			mm
1G4MJ4	1S4MJ4	1A4MJ4	7/16-20				-4	50,7	27,3		4,2	14		
1G5MJ5	1S5MJ5	1A5MJ5	1/2-20				-5	52,0	28,2		5,3	14		
1G6MJ6	1S6MJ6	1A6MJ6	9/16-18				-6	54,9	29,7		6,7	17		
1G6MJ8	1S6MJ8	1A6MJ8	9/16-18				-8	59,4	29,7		9,6	22		
1G8MJ8	1S8MJ8	1A8MJ8	3/4-16				-8	65,4	35,7		9,6	22		
1G10MJ8	1S10MJ8	1A10MJ8	7/8-14				-8	61,6	31,9		9,6	24		
1G10MJ10	1S10MJ10	1A10MJ10	7/8-14				-10	69,4	40		12,8	24		
1G12MJ10	1S12MJ10	1A12MJ10	1 1/16-12				-10	65,8	36,4		12,8	30		
1G12MJ12	1S12MJ12	1A12MJ12	1 1/16-12				-12	74,6	44,4		15,5	30		
1G16MJ12	1S16MJ12	1A16MJ12	1 5/16-12				-12	69,9	39,7		15,5	36		
1G16MJ16	1S16MJ16	1A16MJ16	1 5/16-12				-16	82,5	48,1		20,7	36		
1G20MJ20	1S20MJ20	1AP20MJ20*	1 5/8-12				-20	98,8	54,8		26,6	46		
		1AT20MJ20**	1 5/8-12				-20	98,8	54,8		26,6	46		

BSP

Female BSP Flat Seat
 BSP-Anschluss, flachdichtend
 Globeseal BSP face plate
 Femmina girevole BSP guarnizione piatto
 Hembra loca BSP asentamiento plano



Part Number	Part Number	Part Number	Thread T	Flange	Tube O.D.	ND	Hose Size	A	D	H	E Ø	HEX [1]	HEX [2]	K Ø
OTC Fitting	Skive Nipple	TTC Fitting			mm			mm	mm	mm	mm			mm
	1F00468M0404-S	1F20322M0404-S					-4	49,5	26,1		4,2	19		
	1F00468M0606-S	1F20322M0606-S					-6	56,7	31,4		6,7	22		
	1F00468M0806-S	1F20322M0806-S					-6	58,9	33,6		6,7	27		
	1F00468M0808-S	1F20322M0808-S					-8	67,8	38,1		9,6	27		
	1F00468M1208-S	1F20322M1208-S					-8	71,0	41,3		9,6	36		
	1F00468M1212-S	1F20322M1212-S					-12	73,9	43,7		15,5	36		

* 1-wire
 ** 2-wire

* 1-wire
 ** 2-wire

* 1-wire
 ** 2-wire

* 1-wire
 ** 2-wire

* 1-wire
 ** 2-wire

Specification subject to change without notice

Crimp Fittings

Press-armaturen

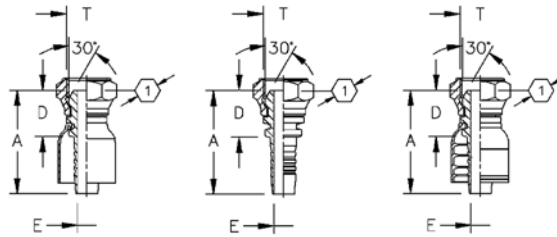
Embouts sertis

Raccordi a graffare

Racores para presión

BF

BSP Female Swivel
 BSP-Dichtkopf
 Globeseal BSP
 Femmina girevole gas
 Hembra loca BSP



Part Number	Part Number	Part Number	Thread T	Flange	Tube O.D.	ND	Hose Size	A	D	H	E Ø	HEX [1]	HEX [2]	K Ø
OTC Fitting	Skive Nipple	TTC Fitting						mm	mm	mm	mm			mm
1G2BF3	1S2BF3	1A2BF3	G 1/8				-3	33,3	15,8		2,5	14		
1G4BF4	1S4BF4	1A4BF4	G 1/4				-4	42,3	18,9		4,2	17		
1G6BF4	1S6BF4	1A6BF4	G 3/8				-4	43,3	19,6		4,2	22		
1G4BF5	1S4BF5	1A4BF5	G 1/4				-5	43,0	19,1		5,3	17		
1G6BF5	1S6BF5	1A6BF5	G 3/8				-5	44,0	20,1		5,3	22		
1G6BF6	1S6BF6	1A6BF6	G 3/8				-6	46,4	21,1		6,7	22		
1G8BF6	1S8BF6	1A8BF6	G 1/2				-6	47,9	22,6		6,7	27		
1G8BF8	1S8BF8	1A8BF8	G 1/2				-8	53,5	23,8		9,6	27		
1G10BF8	1S10BF8	1A10BF8	G 5/8				-8	54,2	24,5		9,6	27		
1G8BF10	1S8BF10	1A8BF10	G 1/2				-10	53,4	24,0		12,8	27		
1G12BF8	1S12BF8	1A12BF8	G 3/4				-8	54,7	25,0		9,6	32		
1G10BF10	1S10BF10	1A10BF10	G 5/8				-10	54,1	24,7		12,8	27		
1G12BF10	1S12BF10	1A12BF10	G 3/4				-10	54,3	24,9		12,8	32		
1G12BF12	1S12BF12	1A12BF12	G 3/4				-12	55,5	25,3		15,5	32		
1G16BF16	1S16BF16	1A16BF16	G 1				-16	62,0	27,6		20,7	41		
1G20BF20	1S20BF20	1AP20BF20*	G 1 1/4				-20	73,6	29,6		26,6	50		
		1AT20BF20**	G 1 1/4				-20	73,6	29,6		26,6	50		
1G24BF24	1S24BF24	1A24BF24	G 1 1/2				-24	80,0	33,7		32,0	55		
1G32BF32	1S32BF32	1A32BF32	G 2				-32	85,4	35,2		44,4	70		

* 1-wire
 ** 2-wire

* 1-wire
 ** 2-wire

* 1-wire
 ** 2-wire

* 1-wire
 ** 2-wire

* 1-wire
 ** 2-wire

Specification subject to change without notice

Crimp Fittings

Press-armaturen

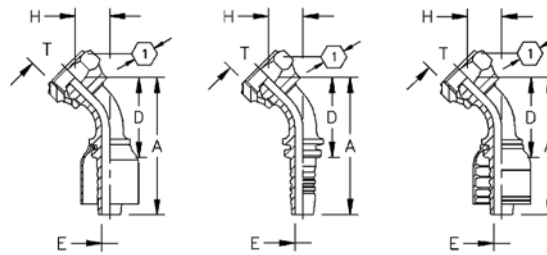
Embouts sertis

Raccordi a graffare

Racores para presión

BFA

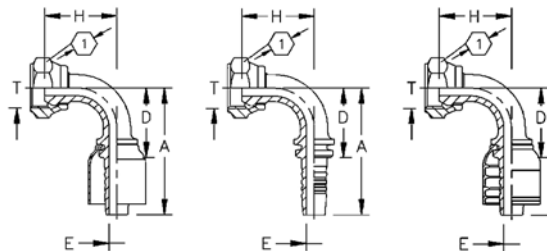
BSP Female Swivel, 45° Elbow
 BSP-Dichtkopf, 45° Krümmer
 Globeseal BSP coudé 45°
 Femmina girevole a 45°, gas
 Hembra loca BSP acodado a 45°



Part Number	Part Number	Part Number	Thread T	Flange	Tube O.D.	ND	Hose Size	A	D	H	E Ø	HEX [1]	HEX [2]	K Ø
OTC Fitting	Skive Nipple	TTC Fitting						mm	mm	mm	mm			mm
1G4BFA4	1S4BFA4	1A4BFA4	G 1/4				-4	52,3	28,9	16,5	4,2	17		
1G4BFA5	1S4BFA5	1A4BFA5	G 1/4				-5	66,7	42,8	16,5	5,3	17		
1G6BFA6	1S6BFA6	1A6BFA6	G 3/8				-6	73,8	48,5	19,0	6,7	22		
1G8BFA6	1S8BFA6	1A8BFA6	G 1/2				-6	84,3	59,0	24,8	6,7	27		
1G8BFA8	1S8BFA8	1A8BFA8	G 1/2				-8	71,0	41,3	24,8	9,6	27		
1G10BFA10	1S10BFA10	1A10BFA10	G 5/8				-10	100,4	71,0	27,4	12,8	27		
1G12BFA12	1S12BFA12	1A12BFA12	G 3/4				-12	108,8	78,6	29,4	15,5	32		
1G16BFA16	1S16BFA16	1A16BFA16	G 1				-16	126,8	92,4	33,2	20,7	41		
1G20BFA20	1S20BFA20	1AP20BFA20*	G 1 1/4				-20	153,6	109,6	37,2	26,6	50		
		1AT20BFA20**	G 1 1/4				-20	153,6	109,6	37,2	26,6	50		
1G24BFA24	1S24BFA24	1A24BFA24	G 1 1/2				-24	173,1	126,8	44,1	32,0	55		
1G32BFA32	1S32BFA32	1A32BFA32	G 2				-32	210,7	160,5	52,2	44,4	70		

BFB

BSP Female Swivel, 90° Elbow
 BSP-Dichtkopf, 90° Krümmer
 Globeseal BSP coudé 90°
 Femmina girevole a 90°, gas
 Hembra loca BSP acodado a 90°



Part Number	Part Number	Part Number	Thread T	Flange	Tube O.D.	ND	Hose Size	A	D	H	E Ø	HEX [1]	HEX [2]	K Ø
OTC Fitting	Skive Nipple	TTC Fitting						mm	mm	mm	mm			mm
1G4BFB4	1S4BFB4	1A4BFB4	G 1/4				-4	56,4	33,0	31,0	4,2	17		
1G4BFB5	1S4BFB5	1A4BFB5	G 1/4				-5	54,8	30,9	31,0	5,3	17		
1G6BFB5	1S6BFB5	1A6BFB5	G 3/8				-5	59,5	35,6	36,3	5,3	22		
1G6BFB6	1S6BFB6	1A6BFB6	G 3/8				-6	56,9	31,6	35,0	6,7	22		
1G8BFB6	1S8BFB6	1A8BFB6	G 1/2				-6	74,6	49,3	48,5	6,7	27		
1G8BFB8	1S8BFB8	1A8BFB8	G 1/2				-8	63,9	34,2	37,5	9,6	27		
1G10BFB8	1S10BFB8	1A10BFB8	G 5/8				-8	90,7	61,0	56,3	9,6	27		
1G10BFB10	1S10BFB10	1A10BFB10	G 5/8				-10	90,6	61,2	56,3	12,8	27		
1G12BFB10	1S12BFB10	1A12BFB10	G 3/4				-10	98,1	68,7	61,5	12,8	32		
1G12BFB12	1S12BFB12	1A12BFB12	G 3/4				-12	82,2	52,0	47,5	15,5	32		
1G16BFB16	1S16BFB16	1A16BFB16	G 1				-16	107,9	73,5	71,5	20,7	41		
1G20BFB20	1S20BFB20	1AP20BFB20*	G 1 1/4				-20	146,2	102,2	82,5	26,6	50		
		1AT20BFB20*	G 1 1/4				-20	146,2	102,2	82,5	26,6	50		
1G24BFB24	1S24BFB24	1A24BFB24	G 1 1/2				-24	164,1	117,8	97,5	32,0	55		
1G32BFB32	1S32BFB32	1A32BFB32	G 2				-32	201,9	151,7	120,7	44,4	70		

* 1-wire
 ** 2-wire

* 1-wire
 ** 2-wire

* 1-wire
 ** 2-wire

* 1-wire
 ** 2-wire

* 1-wire
 ** 2-wire

Specification subject to change without notice

Crimp Fittings

Press-armaturen

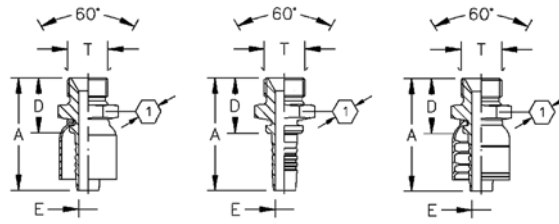
Embouts sertis

Raccordi a graffare

Racores para presión

BP

BSP Male Parallel
 Außengewindeanschluss/BSP
 Mâle BSP cylindrique, cone 60°
 Maschio gas
 Macho fijo/BSP



Part Number	Part Number	Part Number	Thread T	Flange	Tube O.D.	ND	Hose Size	A	D	H	E Ø	HEX [1]	HEX [2]	K Ø
OTC Fitting	Skive Nipple	TTC Fitting						mm	mm	mm	mm			mm
1G4BP4	1S4BP4	1A4BP4	G 1/4				-4	44,3	20,9		4,2	19		
1G4BP5	1S4BP5	1A4BP5	G 1/4				-5	45,1	21,2		5,3	19		
1G6BP6	1S6BP6	1A6BP6	G 3/8				-6	48,4	23,1		6,7	22		
1G8BP6	1S8BP6	1A8BP6	G 1/2				-6	52,4	27,1		6,7	27		
1G8BP8	1S8BP8	1A8BP8	G 1/2				-8	58,0	28,3		9,6	27		
1G10BP10	1S10BP10	1A10BP10	G 5/8				-10	61,9	32,5		12,8	30		
1G12BP12	1S12BP12	1A12BP12	G 3/4				-12	63,1	32,9		15,5	32		
1G16BP16	1S16BP16	1A16BP16	G 1				-16	70,9	36,5		20,7	41		
1G20BP20	1S20BP20	1AP20BP20*	G 1 1/4				-20	86,2	42,2		26,6	50		
		1AT20BP20**	G 1 1/4				-20	86,2	42,2		26,6	50		
1G24BP24	1S24BP24	1A24BP24	G 1 1/2				-24	92,6	46,3		32,0	55		
1G32BP32	1S32BP32	1A32BP32	G 2				-32	103,6	53,4		44,4	70		

* 1-wire
 ** 2-wire

* 1-wire
 ** 2-wire

* 1-wire
 ** 2-wire

* 1-wire
 ** 2-wire

* 1-wire
 ** 2-wire

Crimp Fittings

Press-armaturen

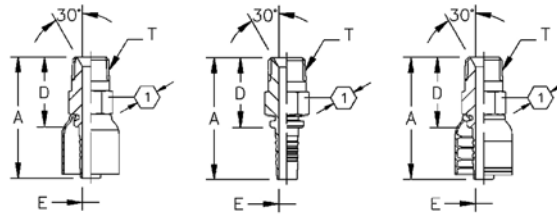
Embouts sertis

Raccordi a graffare

Racores para presión

BT

BSP Male Tapered BSPT
 Außengewindeanschluss/BSPT (Stutzen)
 Mâle BSP conique
 Maschio BSPT (maschio gas conico)
 Macho fijo BSPT



Part Number	Part Number	Part Number	Thread T	Flange	Tube O.D.	ND	Hose Size	A	D	H	E Ø	HEX [1]	HEX [2]	K Ø
OTC Fitting	Skive Nipple	TTC Fitting						mm	mm	mm	mm			mm
1G2BT4	1S2BT4	1A2BT4	R 1/8-28				-4	46,4	23,0		4,2	14		
1G4BT4	1S4BT4	1A4BT4	R 1/4-19				-4	50,6	27,2		4,2	14		
1G6BT5	1S6BT5	1A6BT5	R 3/8-19				-5	52,7	28,8		5,3	19		
1G6BT6	1S6BT6	1A6BT6	R 3/8-19				-6	54,9	29,6		6,7	19		
1G8BT6	1S8BT6	1A8BT6	R 1/2-14				-6	62,6	37,3		6,7	22		
1G6BT8	1S6BT8	1A6BT8	R 3/8-19				-8	60,6	30,9		9,6	22		
1G8BT8	1S8BT8	1A8BT8	R 1/2-14				-8	66,2	36,5		9,6	22		
1G8BT10	1S8BT10	1A8BT10	R 1/2-14				-10	67,6	38,2		12,8	24		
1G12BT10	1S12BT10	1A12BT10	R 3/4-14				-10	70,2	40,8		12,8	27		
1G8BT12	1S8BT12	1A8BT12	R 1/2-14				-12	69,2	39,0		15,5	30		
1G12BT12	1S12BT12	1A12BT12	R 3/4-14				-12	71,1	40,9		15,5	30		
1G16BT12	1S16BT12	1A16BT12	R 1-11				-12	77,0	46,8		15,5	36		
1G12BT16	1S12BT16	1A12BT16	R 3/4-14				-16	76,4	42,0		20,7	36		
1G16BT16	1S16BT16	1A16BT16	R 1-11				-16	81,2	46,8		20,7	36		
1G20BT16	1S20BT16	1A20BT16	R 1 1/4-11				-16	85,4	51,0		20,7	46		
1G16BT20	1S16BT20	1AP16BT20*	R 1-11				-20	95,6	51,6		26,6	46		
		1AT16BT20*	R 1-11				-20	95,6	51,6		26,6	46		
1G20BT20	1S20BT20	1AP20BT20*	R 1 1/4-11				-20	96,2	52,2		26,6	46		
		1AT20BT20**	R 1 1/4-11				-20	96,2	52,2		26,6	46		
1G24BT20	1S24BT20	1AP24BT20*	R 1 1/2-11				-20	98,0	54,0		26,6	50		
		1AT24BT20**	R 1 1/2-11				-20	98,0	54,0		26,6	50		
1G24BT24	1S24BT24	1A24BT24	R 1 1/2-11				-24	100,8	54,5		32,0	50		
1G32BT24	1S32BT24	1A32BT24	R 2-11				-24	106,5	60,2		32,0	65		
1G32BT32	1S32BT32	1A32BT32	R 2-11				-32	110,4	60,2		44,4	65		

* 1-wire
 ** 2-wire

* 1-wire
 ** 2-wire

* 1-wire
 ** 2-wire

* 1-wire
 ** 2-wire

* 1-wire
 ** 2-wire

Specification subject to change without notice

Crimp
Fittings

Press-
armaturen

Embouts
sertis

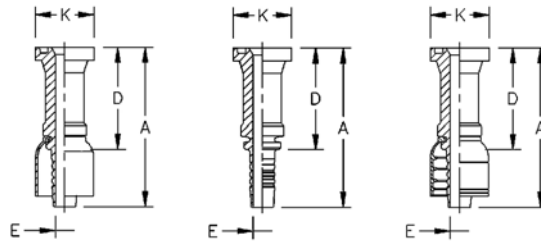
Raccordi a
graffare

Racores para
presión

Fittings qualified for GH180 suction hose / Qualifizierte Armaturen für den GH180 Saugschlauch

FL (3000 psi)

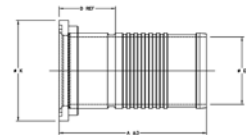
Split Flange Code 61
Flansch-Code 61
Bride code 61
Flangia codice 61
Brida-código 61



Part Number	Part Number	Part Number	Thread T	Flange	Tube O.D.	ND	Hose Size	A	D	H	E Ø	HEX [1]	HEX [2]	K Ø
OTC Fitting	Skive Nipple	TTC Fitting						mm	mm	mm	mm			mm
1G8FL8	1S8FL8	1A8FL8		1/2"			-8	82,0	52,3		9,6			30,2
1G12FL10	1S12FL10	1A12FL10		3/4"			-10	82,7	53,3		12,8			38,1
1G12FL12	1S12FL12	1A12FL12		3/4"			-12	84,0	53,8		15,5			38,1
1G16FL12	1S16FL12	1A16FL12		1"			-12	84,0	53,8		15,5			44,4
1G12FL16	1S12FL16	1A12FL16		3/4"			-16	87,7	53,3		20,7			38,1
1G16FL16	1S16FL16	1A16FL16		1"			-16	88,8	54,4		20,7			44,4
1G20FL16	1S20FL16	1A20FL16		1 1/4"			-16	96,4	62,0		20,7			50,8
1G20FL20	1S20FL20	1AP20FL20*		1 1/4"			-20	107,8	63,8		26,6			50,8
		1AT20FL20**		1 1/4"			-20	107,8	63,8		26,6			50,8
1G24FL20	1S24FL20	1AP24FL20*		1 1/2"			-20	108,5	64,5		26,6			60,3
		1AT24FL20**		1 1/2"			-20	108,5	64,5		26,6			60,3
1G20FL24	1S20FL24	1A20FL24		1 1/4"			-24	112,0	65,7		32,0			50,8
1G24FL24	1S24FL24	1A24FL24		1 1/2"			-24	111,8	65,5		32,0			60,3
1G32FL24	1S32FL24	1A32FL24		2"			-24	111,8	65,5		32,0			71,4
1G32FL32	1S32FL32	1A32FL32		2"			-32	117,0	66,8		44,4			71,4

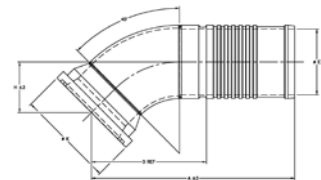
Split Flange Code 61 / Flansch-Code 61 / Bride code 61 / Flangia codice 61 / Brida-código 61 acodado

Part Number	Hose Size	ND	A	D	H	E	K	Split Flange
			mm	mm	mm	mm	mm	
GH25092-40	-40	63	128	38		56,3	84,1	G74446-40
GH25092-48	-48	76	150	57		69,0	101,6	G74446-48
GH25092-64	-64	102	165	75		94,0	127,0	G74446-64



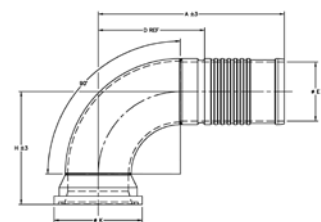
Split Flange Code 61, 45° Elbow / Flansch-Code 61, 45° Krümmer / Bride code 61, coudé 45° / Flangia codice 61 a 45° / Brida-código 61 acodado a 45°

Part Number	Hose Size	ND	A	D	H	E	K	Split Flange
			mm	mm	mm	mm	mm	
GH25093-40	-40	63	181	82	45	56,3	84,1	G74446-40
GH25093-48	-48	76	213	102	53	69,0	101,6	G74446-48
GH25093-64	-64	102	231	143	55	94,0	127,0	G74446-64



Split Flange Code 61, 90° Elbow / Flansch-Code 61, 90° Krümmer / Bride code 61, coudé 90° / Flangia codice 61 a 90° / Brida-código 61 acodado a 90°

Part Number	Hose Size	ND	A	D	H	E	K	Split Flange
			mm	mm	mm	mm	mm	
GH25094-40	-40	63	181	91	110	56,3	84,1	G74446-40
GH25094-48	-48	76	215	125	130	69,0	101,6	G74446-48
GH25094-64	-64	102	253	163	160	94,0	127,0	G74446-64



* 1-wire
** 2-wire

* 1-wire
** 2-wire

* 1-wire
** 2-wire

* 1-wire
** 2-wire

* 1-wire
** 2-wire

Specification subject to change without notice

Crimp Fittings

Press-armaturen

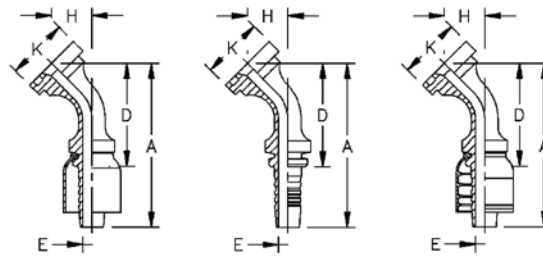
Embouts sertis

Raccordi a graffare

Racores para presión

FLA (3000 psi)

Split Flange Code 61, 45° Elbow
 Flansch-Code 61, 45° Krümmer
 Bride code 61, coudé 45°
 Flangia codice 61 a 45°
 Brida-código 61 acodado a 45°



Part Number	Part Number	Part Number	Thread T	Flange	Tube O.D.	ND	Hose Size	A	D	H	E Ø	HEX [1]	HEX [2]	K Ø
OTC Fitting	Skive Nipple	TTC Fitting						mm	mm	mm	mm			mm
1G8FLA8	1S8FLA8	1A8FLA8		1/2"			-8	79,1	49,4	19,8	9,6			30,2
1G12FLA8	1S12FLA8	1A12FLA8		3/4"			-8	92,5	62,8	25,4	9,6			38,1
1G12FLA12	1S12FLA12	1A12FLA12		3/4"			-12	94,8	64,6	25,4	15,5			38,1
1G16FLA12	1S16FLA12	1A16FLA12		1"			-12	105,7	75,5	26,9	15,5			44,4
1G12FLA16	1S12FLA16	1A12FLA16		3/4"			-16	98,9	64,5	25,4	20,7			38,1
1G16FLA16	1S16FLA16	1A16FLA16		1"			-16	110,5	76,0	26,9	20,7			44,4
1G20FLA16	1S20FLA16	1A20FLA16		1 1/4"			-16	122,1	87,6	29,2	20,7			50,8
1G16FLA20	1S16FLA20	1AP16FLA20*		1"			-20	121,8	77,8	26,9	26,6			44,4
		1AT16FLA20**		1"			-20	121,8	77,8	26,9	26,6			44,5
1G20FLA20	1S20FLA20	1AP20FLA20*		1 1/4"			-20	133,5	89,5	29,2	26,6			50,8
		1AT20FLA20**		1 1/4"			-20	133,6	89,4	29,2	26,6			50,8
1G24FLA20	1S24FLA20	1AP24FLA20*		1 1/2"			-20	150,8	106,8	35,8	26,6			60,3
		1AT24FLA20**		1 1/2"			-20	150,8	106,8	35,8	26,6			60,3
1G24FLA24	1S24FLA24	1A24FLA24		1 1/2"			-24	154,2	107,9	35,8	32,0			60,3
1G32FLA24	1S32FLA24	1A32FLA24		2"			-24	186,2	139,9	50,8	32,0			71,4
1G32FLA32	1S32FLA32	1A32FLA32		2"			-32	190,3	138,1	50,8	44,4			71,4

* 1-wire
 ** 2-wire

* 1-wire
 ** 2-wire

* 1-wire
 ** 2-wire

* 1-wire
 ** 2-wire

* 1-wire
 ** 2-wire

Specification subject to change without notice

Crimp Fittings

Press-armaturen

Embouts sertis

Raccordi a graffare

Racores para presión

FLB (3000 psi)

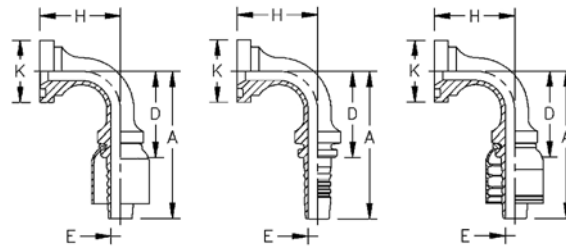
Split Flange Code 61, 90° Elbow

Flansch-Code 61, 90° Krümmer

Bride code 61, coudé 90°

Flangia codice 61 a 90°

Brida-córdigo 61 acodado a 90°



Part Number	Part Number	Part Number	Thread T	Flange	Tube O.D.	ND	Hose Size	A	D	H	E Ø	HEX [1]	HEX [2]	K Ø
OTC Fitting	Skive Nipple	TTC Fitting						mm	mm	mm	mm			mm
1G8FLB8	1S8FLB8	1A8FLB8		1/2"			-8	72,6	42,9	41,4	9,6			30,2
1G12FLB12	1S12FLB12	1A12FLB12		3/4"			-12	88,7	58,5	54,2	15,5			38,1
1G16FLB12	1S16FLB12	1A16FLB12		1"			-12	102,4	72,2	60,4	15,5			44,4
1G12FLB16	1S12FLB16	1A12FLB16		3/4"			-16	106,7	72,3	55,1	20,7			38,1
1G16FLB16	1S16FLB16	1A16FLB16		1"			-16	107,0	72,7	60,4	20,7			44,4
1G20FLB16	1S20FLB16	1A20FLB16		1 1/4"			-16	123,3	88,9	66,6	20,7			50,8
1G16FLB20	1S16FLB20	1AP16FLB20*		1"			-20	118,4	74,4	60,4	26,6			44,4
		1AT16FLB20**		1 1/4"			-20	118,4	74,4	60,4	26,6			44,4
1G20FLB20	1S20FLB20	1AP20FLB20*		1 1/4"			-20	134,6	90,6	66,6	26,6			50,8
		1AT20FLB20**		1 1/4"			-20	134,6	90,6	66,6	26,6			50,8
1G24FLB20	1S24FLB20	1AP24FLB20*		1 1/2"			-20	153,4	109,4	79,3	26,6			60,3
		1AT24FLB20**		1 1/2"			-20	153,4	109,4	79,3	26,6			60,3
1G20FLB24	1S20FLB24	1A20FLB24		1 1/4"			-24	137,0	90,7	66,6	32,0			50,8
1G24FLB24	1S24FLB24	1A24FLB24		1 1/2"			-24	156,9	110,6	79,3	32,0			60,3
1G32FLB24	1S32FLB24	1A32FLB24		2"			-24	184,8	138,5	114,3	32,0			71,4
1G32FLB32	1S32FLB32	1A32FLB32		2"			-32	189,7	137,5	114,3	44,4			71,4

SAE Captive Flange (3000 psi)

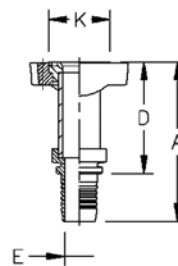
Captive Flange

SAE Ganzflansch

Brides SAE

Controflange SAE

Bridas Completas SAE



Part Number	Part Number	Part Number	Thread T	Flange	Tube O.D.	ND	Hose Size	A	D	H	E Ø	HEX [1]	HEX [2]	K Ø
OTC Fitting	Skive Nipple	TTC Fitting						mm	mm	mm	mm			mm
		1F00186-2020-S		1 1/4"			-20	107,8	63,8		26,6			50,8
		1F00186-3232-S		2"			-32	117,0	66,8		44,4			71,4

* 1-wire

** 2-wire

* 1-wire

** 2-wire

* 1-wire

** 2-wire

* 1-wire

** 2-wire

* 1-wire

** 2-wire

Specification subject to change without notice

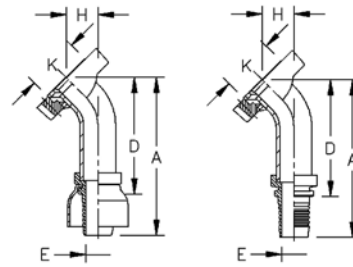
Crimp
Fittings

Press-
armaturen

Embouts
sertis

Raccordi a
graffare

Racores para
presión



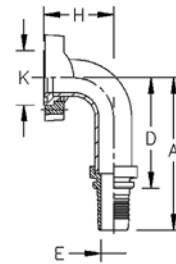
SAE Captive Flange 45° (3000 psi)

Captive Flange
SAE Ganzflansch
Brides SAE
Controflange SAE
Bridas Completas SAE

Part Number	Part Number	Part Number	Thread T	Flange	Tube O.D.	ND	Hose Size	A	D	H	E Ø	HEX [1]	HEX [2]	K Ø
OTC Fitting	Skive Nipple	TTC Fitting						mm	mm	mm	mm			mm
1F20233-1220-S	1F00187-1220-S		3/4"				-20	125,9	81,9	31,7	26,6			38,1
	1F00186-1620-S		1"				-20	121,8	77,8	26,9	26,6			71,4
	1F00187-2020-S		1" 1/4				-20	133,5	89,5	29,2	26,6			50,8
1F20233-2424-S			1" 1/2				-24	154,2	107,9	35,9	32,0			60,3

SAE Captive Flange 90° (3000 psi)

Captive Flange
SAE Ganzflansch
Brides SAE
Controflange SAE
Bridas Completas SAE



Part Number	Part Number	Part Number	Thread T	Flange	Tube O.D.	ND	Hose Size	A	D	H	E Ø	HEX [1]	HEX [2]	K Ø
OTC Fitting	Skive Nipple	TTC Fitting						mm	mm	mm	mm			mm
	1F00183-1216-S		3/4"				-20	107,0	72,6	55,5	20,7			38,1
	1F00183-1220-S		3/4"				-20	118,1	74,1	55,5	26,6			38,1
	1F00183-2020-S		1" 1/4				-20	134,6	90,6	66,6	26,6			50,8
	1F00183-3232-S		2"				-32	189,7	139,5	114,3	32,0			71,4

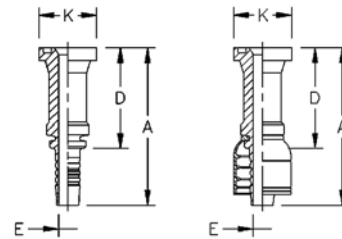
Crimp Fittings

Press-armaturen

Embouts sertis

Raccordi a graffare

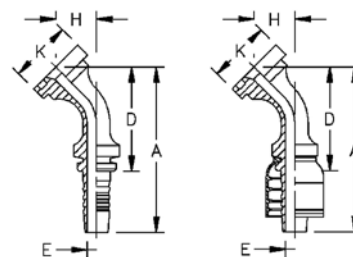
Racores para presión



FH (6000 psi)

Split Flange Code 62
Flansch-Code 62
Bride code 62
Flangia codice 62
Brida-código 62

Part Number	Part Number	Part Number	Thread T	Flange	Tube O.D.	ND	Hose Size	A	D	H	E Ø	HEX [1]	HEX [2]	K Ø
OTC Fitting	Skive Nipple	TTC Fitting						mm	mm	mm	mm			mm
1S8FH8	1A8FH8	1A8FH8	1/2"				-8	80	50		10,0			31,8
1S8FH16	1A8FH16	1A8FH16	1/2"				-16	82	48		21,0			31,8
1S12FH12	1A12FH12	1A12FH12	3/4"				-12	85	54		16,0			41,3
1S12FH16	1A12FH16	1A12FH16	3/4"				-16	89	55		21,0			41,3
1S16FH16	1A16FH16	1A16FH16	1"				-16	100	65		21,0			47,6
1S16FH20	1AP16FH20*	1AP16FH20*	1"				-20	111	67		26,6			47,6
	1AT16FH20**	1AT16FH20**	1"				-20	111	67		26,6			47,6
1S20FH20	1AP20FH20*	1AP20FH20*	1 1/4"				-20	116	72		26,6			54,0
	1AT20FH20**	1AT20FH20**	1 1/4"				-20	116	72		26,6			54,0
1S20FH24	1A20FH24	1A20FH24	1 1/4"				-24	119	73		32,0			54,0
1S24FH20	1AP24FH20*	1AP24FH20*	1 1/2"				-20	116	72		26,6			63,5
	1AT24FH20**	1AT24FH20**	1 1/2"				-20	116	72		26,6			63,5
1S24FH24	1A24FH24	1A24FH24	1 1/2"				-24	124	77		32,0			63,5



FHA (6000 psi)

Split Flange Code 62, 45° Elbow
Flansch-Code 62, 45° Krümmer
Bride code 62, coude 45°
Flangia codice 62 a 45°
Brida-código 62 acodado a 45°

Part Number	Part Number	Part Number	Thread T	Flange	Tube O.D.	ND	Hose Size	A	D	H	E Ø	HEX [1]	HEX [2]	K Ø
OTC Fitting	Skive Nipple	TTC Fitting						mm	mm	mm	mm			mm
1S8FHA16	1A8FHA16	1A8FHA16	1/2"				-16	91	57	20	21,0			31,8
1S12FHA12	1A12FHA12	1A12FHA12	3/4"				-12	96	65	26	16,0			41,3
1S12FHA16	1A12FHA16	1A12FHA16	3/4"				-16	100	66	26	21,0			41,3
1S16FHA16	1A16FHA16	1A16FHA16	1"				-16	103	69	27	21,0			47,6
1S20FHA20	1AP20FHA20*	1AP20FHA20*	1 1/4"				-20	113	69	29	26,6			54,0
	1AT20FHA20**	1AT20FHA20**	1 1/4"				-20	113	69	29	26,6			54,0

* 1-wire
** 2-wire

* 1-wire
** 2-wire

* 1-wire
** 2-wire

* 1-wire
** 2-wire

* 1-wire
** 2-wire

Specification subject to change without notice

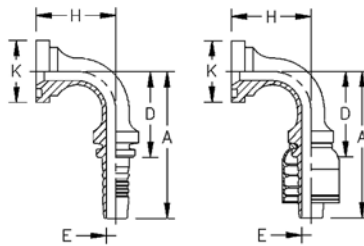
Crimp Fittings

Press-armaturen

Embouts sertis

Raccordi a graffare

Racores para presión



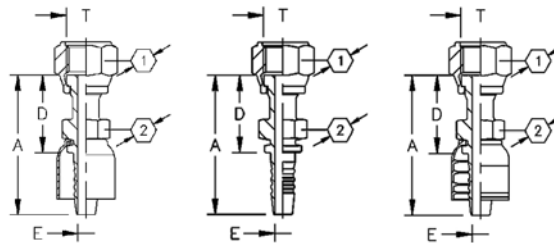
FHB (6000 psi)

Split Flange Code 62, 90° Elbow
 Flansch-Code 62, 90° Krümmer
 Bride code 62, coude 90°
 Flangia codice 62 a 90°
 Brida-código 62 acodado a 90°

Part Number	Part Number	Part Number	Thread T	Flange	Tube O.D.	ND	Hose Size	A	D	H	E Ø	HEX [1]	HEX [2]	K Ø
OTC Fitting	Skive Nipple	TTC Fitting						mm	mm	mm	mm			mm
1S16FHB16.068	1A16FHB16.068	1A16FHB16.068	1"				-16	124,0	89,0	68	21,0			47,6
1S16FHB16.100	1A16FHB16.100	1A16FHB16.100	1"				-16	102,0	67,0	100	21,0			47,6
1S16FHB20		1AP16FHB20*	1"				-20	107,0	63,0	61	26,6			47,6
		1AT16FHB20**	1"				-20	107,0	63,0	61	26,6			47,6
1S16FHB20.081			1"				-20	112,7	68,7	81	26,6			47,6

FR

ORS Female Swivel
 ORS-Anschluss
 Femelle ORS
 Femmina ORS
 Hembra loca ORS



Part Number	Part Number	Part Number	Thread T	Flange	Tube O.D.	ND	Hose Size	A	D	H	E Ø	HEX [1]	HEX [2]	K Ø
OTC Fitting	Skive Nipple	TTC Fitting						mm	mm	mm	mm			mm
1G4FR4	1S4FR4	1A4FR4	9/16-18				-4	49,5	26,1		4,2	17	14	
1G6FR4	1S6FR4	1A6FR4	11/16-16				-4	51,8	28,4		4,2	22	17	
1G6FR5	1S6FR5	1A6FR5	11/16-16				-5	52,6	28,7		5,3	22	17	
1G6FR6	1S6FR6	1A6FR6	11/16-16				-6	56,7	31,4		6,7	22	17	
1G8FR6	1S8FR6	1A8FR6	13/16-16				-6	58,9	33,6		6,7	24	22	
1G8FR8	1S8FR8	1A8FR8	13/16-16				-8	67,8	38,1		9,6	24	22	
1G10FR8	1S10FR8	1A10FR8	1-14				-8	67,0	37,3		9,6	30	24	
1G10FR10	1S10FR10	1A10FR10	1-14				-10	70,2	40,8		12,3	30	24	
1G12FR12	1S12FR12	1A12FR12	1 3/16-12				-12	73,9	43,7		15,5	36	30	
1G16FR16	1S16FR16	1A16FR16	1 7/16-12				-16	83,6	49,2		20,7	41	36	
1G20FR20	1S20FR20	1AP20FR20*	1 11/16-12				-20	103,3	59,3		26,0	50	46	
		1AT20FR20**	1 11/16-12				-20	103,3	59,3		26,0	50	46	
1G24FR24	1S24FR24	1A24FR24	2-12				-24	102,0	55,7		32,0	60	50	

* 1-wire
 ** 2-wire

* 1-wire
 ** 2-wire

* 1-wire
 ** 2-wire

* 1-wire
 ** 2-wire

* 1-wire
 ** 2-wire

Specification subject to change without notice

Crimp Fittings

Press-armaturen

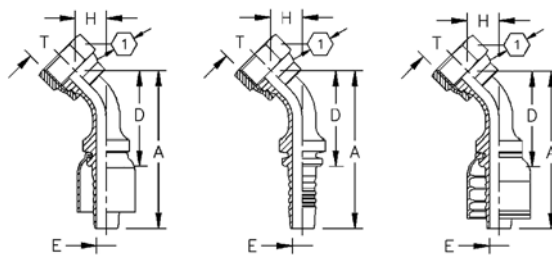
Embouts sertis

Raccordi a graffare

Racores para presión

FRA

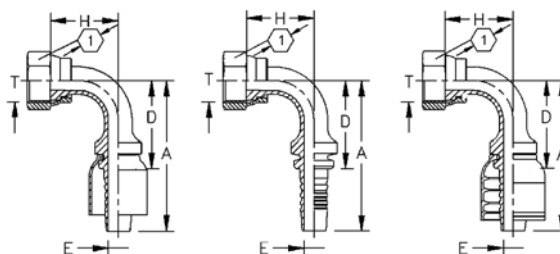
ORS Female Swivel, 45° Elbow
 ORS-Anschluss, 45° Krümmer
 Femelle ORS coudé 45°
 Femmina ORS a 45°
 Hembra loca ORS acodado a 45°



Part Number	Part Number	Part Number	Thread T	Flange	Tube O.D.	ND	Hose Size	A	D	H	E Ø	HEX [1]	HEX [2]	K Ø
OTC Fitting	Skive Nipple	TTC Fitting						mm	mm	mm	mm			mm
1G4FRA4	1S4FRA4	1A4FRA4	9/16-18				-4	53,0	29,6	10,4	4,2	17		
1G6FRA5	1S6FRA5	1A6FRA5	11/16-16				-5	58,3	34,4	10,9	5,3	22		
1G6FRA6	1S6FRA6	1A6FRA6	11/16-16				-6	59,7	34,4	10,9	6,2	22		
1G8FRA6	1S8FRA6	1A8FRA6	13/16-16				-6	67,2	41,9	15,0	6,7	24		
1G8FRA8	1S8FRA8	1A8FRA8	13/16-16				-8	72,1	43,1	15,0	9,4	24		
1G10FRA10	1S10FRA10	1A10FRA10	1-14				-10	76,2	47,8	16,5	11,7	30		
1G12FRA12	1S12FRA12	1A12FRA12	1 3/16-12				-12	88,6	58,4	21,1	14,8	36		
1G16FRA16	1S16FRA16	1A16FRA16	1 7/16-12				-16	107,6	73,2	23,9	19,3	41		
1G20FRA20	1S20FRA20	1AP20FRA20*	1 11/16-12				-20	129,6	85,6	25,4	25,7	50		
		1AT20FRA20**	1 11/16-12				-20	129,6	85,6	25,4	25,7	50		
1G24FRA24	1S24FRA24	1A24FRA24	2-12				-24	115,2	68,9	27,3	32,0	60		

FRB

ORS Female Swivel, 90° Elbow
 ORS-Anschluss, 90° Krümmer
 Femelle ORS coudé 90°
 Femmina ORS a 90°
 Hembra loca ORS acodado a 90°



Part Number	Part Number	Part Number	Thread T	Flange	Tube O.D.	ND	Hose Size	A	D	H	E Ø	HEX [1]	HEX [2]	K Ø
OTC Fitting	Skive Nipple	TTC Fitting						mm	mm	mm	mm			mm
1G4FRB4	1S4FRB4	1A4FRB4	9/16-18				-4	53,0	29,6	20,8	4,2	17		
1G6FRB4	1S6FRB4	1A6FRB4	11/16-16				-4	56,3	32,9	22,9	4,2	22		
1G6FRB5	1S6FRB5	1A6FRB5	11/16-16				-5	56,9	33,0	22,9	5,3	22		
1G6FRB6	1S6FRB6	1A6FRB6	11/16-16				-6	59,4	34,1	22,9	6,7	22		
1G8FRB6	1S8FRB6	1A8FRB6	13/16-16				-6	66,5	41,2	29,2	6,7	24		
1G8FRB8	1S8FRB8	1A8FRB8	13/16-16				-8	72,1	42,4	29,2	9,4	24		
1G10FRB10	1S10FRB10	1A10FRB10	1-14				-10	78,0	48,6	32,3	11,5	30		
1G12FRB12	1S12FRB12	1A12FRB12	1 3/16-12				-12	88,7	58,5	47,8	14,8	36		
1G16FRB16	1S16FRB16	1A16FRB16	1 7/16-12				-16	107,3	72,9	56,1	19,9	41		
1G20FRB20	1S20FRB20	1AP20FRB20*	1 11/16-12				-20	134,6	90,6	63,8	25,7	50		
		1AT20FRB20**	1 11/16-12				-20	134,6	90,6	63,8	25,7	50		
1G24FRB24	1S24FRB24	1A24FRB24	2-12				-24	117,8	71,5	68,6	32,0	60		

* 1-wire
 ** 2-wire

* 1-wire
 ** 2-wire

* 1-wire
 ** 2-wire

* 1-wire
 ** 2-wire

* 1-wire
 ** 2-wire

Specification subject to change without notice

Crimp Fittings

Press-armaturen

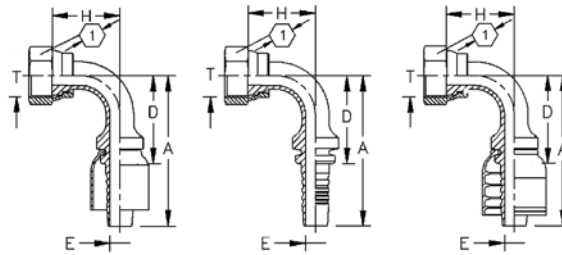
Embouts sertis

Raccordi a graffare

Racores para presión

FRC

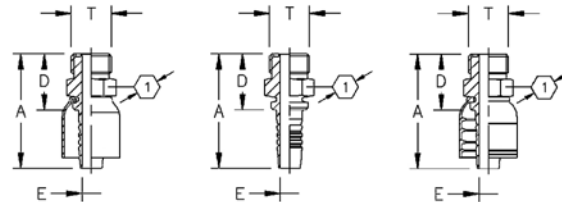
ORS Female Swivel, 90° Elbow, long drop
 ORS-Anschluss, 90° Krümmer, langer Schenkel
 Femelle ORS coudé 90°, long
 Femmina ORS a 90° gomito flangiato lungo
 Hembra loca ORS acodado a 90°, coda largo°



Part Number	Part Number	Part Number	Thread T	Flange	Tube O.D.	ND	Hose Size	A	D	H	E Ø	HEX [1]	HEX [2]	K Ø
OTC Fitting	Skive Nipple	TTC Fitting						mm	mm	mm	mm			mm
1G4FRC4	1S4FRC4	1A4FRC4	9/16-18				-4	53,0	29,6	45,7	4,2	17		
1G6FRC6	1S6FRC6	1A6FRC6	11/16-16				-6	59,4	34,1	54,1	6,2	22		
1G8FRC8	1S8FRC8	1A8FRC8	13/16-16				-8	72,1	42,4	63,8	9,4	24		
1G10FRC10	1S10FRC10		1-14				-10	78,0	48,6	70,1	11,7	30		
1G12FRC12	1S12FRC12	1A12FRC12	1 3/16-12				-12	88,7	58,5	96,0	14,8	36		
1G16FRC16	1S16FRC16	1A16FRC16	1 7/16-12				-16	107,3	72,9	114,3	19,3	41		
1G20FRC20	1S20FRC20	1AP20FRC20*	1 11/18-12				-20	134,6	90,6	129,3	25,7	50		
		1AT20FRC20**	1 11/16-12				-20	134,6	90,7	129,3	25,7	50		

MR

Male ORS
 ORS-Außengewinde
 Mâle ORS
 Maschio ORS
 Macho ORS



Part Number	Part Number	Part Number	Thread T	Flange	Tube O.D.	ND	Hose Size	A	D	H	E Ø	HEX [1]	HEX [2]	K Ø
OTC Fitting	Skive Nipple	TTC Fitting						mm	mm	mm	mm			mm
1G6MR4	1S6MR4	1A6MR4	11/16-16UN				-4	47,7	24,4		4,2	19		
1G6MR5	1S6MR5	1A6MR5	11/16-16UN				-5	48,3	23,9		5,3	19		
1G6MR6	1S6MR6	1A6MR6	11/16-16UN				-6	50,5	25,2		6,7	19		
1G8MR6	1S8MR6	1A8MR6	13/16-16UN				-6	49,6	24,3		6,7	22		
1G10MR8	1S10MR8	1A10MR8	1-14UN				-8	61,1	31,4		9,6	27		
1G12MR10	1S12MR10	1A12MR10	1 3/16-12UN				-10	65,9	36,5		12,8	32		
1G12MR12	1S12MR12	1A12MR12	1 3/16-12UN				-12	66,8	36,6		15,5	32		
1G16MR12	1S16MR12	1A16MR12	1 7/16-12UN				-12	65,0	34,8		15,5	41		
1G16MR16	1S16MR16	1A16MR16	1 7/16-12UN				-16	76,2	41,8		20,6	41		
1G20MR16	1S20MR16	1A20MR16	1 11/16-12UN				-16	76,2	41,8		20,6	46		

* 1-wire
 ** 2-wire

* 1-wire
 ** 2-wire

* 1-wire
 ** 2-wire

* 1-wire
 ** 2-wire

* 1-wire
 ** 2-wire

Specification subject to change without notice

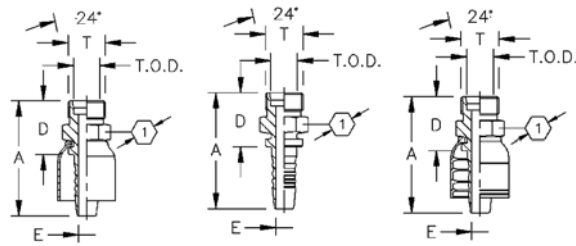
Crimp Fittings

Press-armaturen

Embouts sertis

Raccordi a graffare

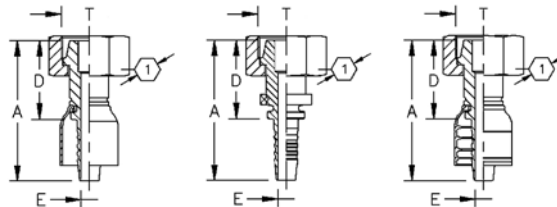
Racores para presión



MM

Millimétrique Male
 Außengewindeanschluss 24°, Serie Millimétrique
 Mâle série millimétrique 24°
 Maschio metrico 24° (serie metrica francese)
 Macho fijo de 24°, serie millimétrica

Part Number	Part Number	Part Number	Thread T	Flange	Tube O.D.	ND	Hose Size	A	D	H	E Ø	HEX [1]	HEX [2]	K Ø
OTC Fitting	Skive Nipple	TTC Fitting						mm	mm	mm	mm			mm
1G6MM4	1S6MM4	1A6MM4	M12x1,0		6		-4	46,3	22,9		4,2			14
1G8MM4	1S8MM4	1A8MM4	M14x1,5		8		-4	44,5	21,1		4,2			14
1G10MM5	1S10MM5	1A10MM5	M16x1,5		10		-5	47,0	23,1		5,3			17
1G12MM5	1S12MM5	1A12MM5	M18x1,5		12		-5	47,1	23,2		5,3			19
1G12MM6	1S12MM6	1A12MM6	M18x1,5		12		-6	49,0	23,7		6,7			19
1G14MM6	1S14MM6	1A14MM6	M20x1,5		14		-6	49,4	24,1		6,7			22
1G15MM8	1S15MM8	1A15MM8	M22x1,5		15		-8	56,0	26,3		9,6			24
1G16MM8	1S16MM8	1A16MM8	M24x1,5		16		-8	58,0	28,3		9,6			27
1G18MM10	1S18MM10	1A18MM10	M27x1,5		18		-10	58,9	29,5		12,7			30
1G22MM12	1S22MM12	1A22MM12	M30x1,5		22		-12	60,1	29,9		15,5			32
1G25MM12	1S25MM12	1A25MM12	M33x1,5		25		-12	60,1	29,9		15,5			36



GM

Millimétrique Globeseal Female Swivel
 Dichtkopf 24°, Serie Millimétrique
 Globeseal série millimétrique
 Femmina metrica girevole 24° (serie metrica francese)
 Hembra loca de 24° con junta esférica, serie millimétrica

Part Number	Part Number	Part Number	Thread T	Flange	Tube O.D.	ND	Hose Size	A	D	H	E Ø	HEX [1]	HEX [2]	K Ø
OTC Fitting	Skive Nipple	TTC Fitting						mm	mm	mm	mm			mm
1G6GM4	1S6GM4		M12x1,0		6	6	-4	49,7	26,3		3,0			17
1G8GM4	1S8GM4	1A8GM4	M14x1,5		8	6	-4	47,0	23,6		4,2			17
1G10GM5	1S10GM5	1A10GM5	M16x1,5		10	8	-5	46,6	22,7		5,3			19
1G12GM5	1S12GM5	1A12GM5	M18x1,5		12	8	-5	46,6	22,7		5,3			22
1G12GM6	1S12GM6	1A12GM6	M18x1,5		12	10	-6	49,1	23,8		6,7			22
1G14GM6	1S14GM6	1A14GM6	M20x1,5		14	10	-6	51,3	26,0		6,7			27
1G15GM8	1S15GM8	1A15GM8	M22x1,5		15	12	-8	55,2	25,5		9,6			27
1G16GM8	1S16GM8	1A16GM8	M24x1,5		16	12	-8	59,2	29,5		9,6			30
		1A18GM10	M27x1,5		18	16	-10	59,1	29,7		12,8			32
1G20GM10	1S20GM10	1A20GM10	M27x1,5		20	16	-10	57,6	28,2		12,8			32
1G22GM12	1S22GM12	1A22GM12	M30x1,5		22	19	-12	58,3	28,1		15,5			36
1G25GM12	1S25GM12	1A25GM12	M33x1,5		25	19	-12	59,3	29,1		15,5			41

Crimp Fittings

Press-armaturen

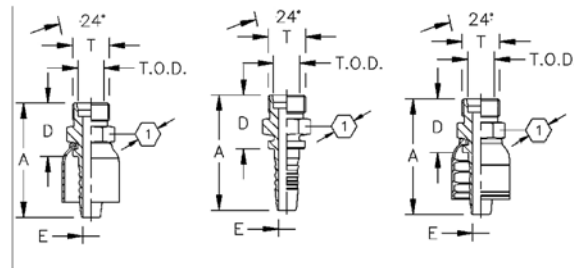
Embouts sertis

Raccordi a graffare

Racores para presión

MG

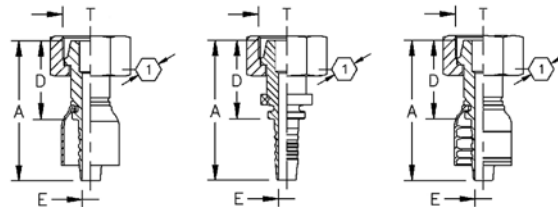
Gaz Male
 Außengewindeanschluss 24°, Serie Gaz
 Mâle gaz 24°
 Maschio metrico 24° (serie gas francese)
 Macho fijo de 24°, serie gas



Part Number	Part Number	Part Number	Thread T	Flange	Tube O.D.	ND	Hose Size	A	D	H	E Ø	HEX [1]	HEX [2]	K Ø
OTC Fitting	Skive Nipple	TTC Fitting						mm	mm	mm	mm			mm
1G13MG5	1S13MG5	1A13MG5	M20x1,5		13,25	8	-5	47,1	23,2		5,3			22
1G13MG6	1S13MG6	1A13MG6	M20x1,5		13,25	10	-6	49,4	24,1		6,7			22
1G17MG8	1S17MG8	1A17MG8	M24x1,5		16,75	12	-8	55,0	25,3		9,6			27
1G21MG10	1S21MG10	1A21MG10	M30x1,5		21,25	16	-10	58,9	29,5		12,8			32
1G27MG12	1S27MG12	1A27MG12	M36x1,5		26,75	19	-12	60,1	29,9		15,5			41
1G34MG16	1S34MG16	1A34MG16	M45x1,5		33,50	25	-16	66,9	32,5		20,7			46
1G42MG20	1S42MG20	1AP42MG20*	M52x1,5		42,25	31	-20	80,2	36,2		26,6			55
		1AT42MG20**	M52x1,5		42,25	31	-20	80,2	36,2		26,6			55

GG

Gaz Globeseal Female Swivel
 Dichtkopf, Serie Gaz (Frankreich)
 Globeseal gaz 24°
 Femmina girevole serie gas
 Hembra loca, serie gas



Part Number	Part Number	Part Number	Thread T	Flange	Tube O.D.	ND	Hose Size	A	D	H	E Ø	HEX [1]	HEX [2]	K Ø
OTC Fitting	Skive Nipple	TTC Fitting						mm	mm	mm	mm			mm
1G13GG5	1S13GG5	1A13GG5	M12x1,5		13,25	8	-5	48,5	24,6		5,3			24
1G13GG6	1S13GG6	1A13GG6	M14x1,5		13,25	10	-6	51,1	25,8		6,7			24
1G17GG8	1S17GG8	1A17GG8	M16x1,5		16,75	12	-8	57,7	28,0		9,6			30
1G21GG10	1S21GG10	1A21GG10	M16x1,5		21,25	16	-10	61,6	32,2		12,8			36
1G27GG12	1S27GG12		M18x1,5		26,75	19	-12	63,3	33,1		15,5			46
1G34GG16	1S34GG16	1A34GG16	M22x1,5		33,50	25	-16	65,2	30,8		20,7			55

* 1-wire
 ** 2-wire

* 1-wire
 ** 2-wire

* 1-wire
 ** 2-wire

* 1-wire
 ** 2-wire

* 1-wire
 ** 2-wire

Specification subject to change without notice

Crimp Fittings

Press-armaturen

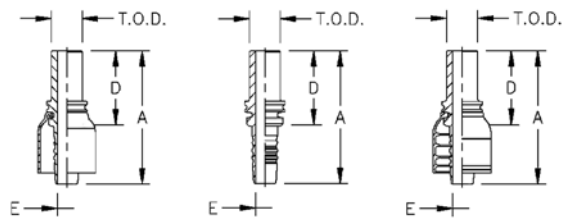
Embouts sertis

Raccordi a graffare

Racores para presión

LG

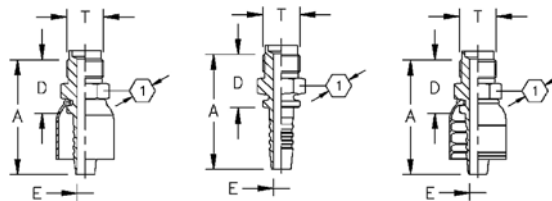
Gaz Standpipe
Rohrstutzen, Serie Gaz
Tube lisse série gaz
Nipplo a codolo (serie gas francese)
Racor tubular, serie gas



Part Number	Part Number	Part Number	Thread T	Flange	Tube O.D.	ND	Hose Size	A	D	H	E Ø	HEX [1]	HEX [2]	K Ø
OTC Fitting	Skive Nipple	TTC Fitting			mm			mm	mm	mm	mm			mm
1G13LG5	1S13LG5	1A13LG5			13,25	8	-5	53,1	29,2		5,3			
1G13LG6	1S13LG6	1A13LG6			13,25	10	-6	55,4	30,1		6,7			
1G17LG8	1S17LG8				16,75	12	-8	63,9	34,2		9,6			
1G21LG10	1S21LG10	1A21LG10			21,25	16	-10	64,9	35,5		12,8			
1G27LG12	1S27LG12	1A27LG12			26,75	19	-12	66,1	35,9		15,5			
1G34LG16	1S34LG16	1A34LG16			33,50	25	-16	71,9	37,5		20,7			
1G42LG20	1S42LG20	1AP42LG20*			42,25	31	-20	89,0	45,0		26,6			
		1AT42LG20**			42,25	31	-20	89,0	45,0		26,6			
1G48LG24	1S48LG24	1A48LG24			48,25	38	-24	97,5	51,2		32,0			

VA

Farm Valve
Außengewindeanschluss, Landmaschinen (Frankreich)
Mâle valve agricole
Innesto machio per agricoltura
Válvula agrícola



Part Number	Part Number	Part Number	Thread T	Flange	Tube O.D.	ND	Hose Size	A	D	H	E Ø	HEX [1]	HEX [2]	K Ø
OTC Fitting	Skive Nipple	TTC Fitting			mm			mm	mm	mm	mm			mm
1G18VA5	1S18VA5	1A18VA5	M18x1,5			8	-5	51,0	27,1		5,3	22		
1G18VA6	1S18VA6	1A18VA6	M18x1,5			10	-6	53,5	28,2		6,7	22		

* 1-wire
** 2-wire

* 1-wire
** 2-wire

* 1-wire
** 2-wire

* 1-wire
** 2-wire

* 1-wire
** 2-wire

Specification subject to change without notice

Crimp Fittings

Press-armaturen

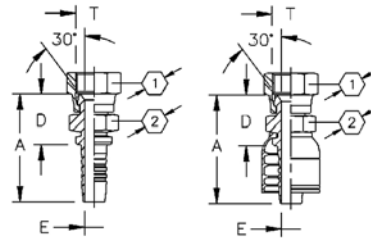
Embouts sertis

Raccordi a graffare

Racores para presión

JF

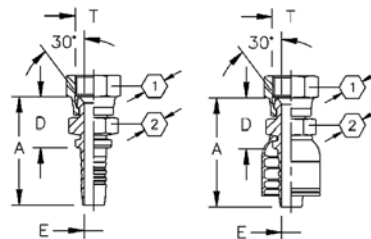
JIS Female Swivel
 JIS Dichtkopf
 Femelle JIS
 Femmina JIS
 Hembra loca JIS



Part Number	Part Number	Part Number	Thread T	Flange	Tube O.D.	ND	Hose Size	A	D	H	E Ø	HEX [1]	HEX [2]	K Ø
OTC Fitting	Skive Nipple	TTC Fitting			mm			mm	mm	mm	mm			mm
1S4JF4	1A4JF4	1A4JF4	G 1/4"				-4	53,2	29,8		4,2	19	19	
1S6JF6	1A6JF6	1A6JF6	G 3/8"				-6	59,2	33,9		6,7	22	22	
1S8JF8	1A8JF8	1A8JF8	G 1/2"				-8	66,3	36,6		9,6	27	27	
1S12JF12	1A12JF12	1A12JF12	G 3/4"				-12	73,3	43,1		15,5	32	36	
1S16JF16	1A16JF16	1A16JF16	G 1"				-16	83,6	49,2		20,7	41	41	
1S20JF20	1AP20JF20*	1AP20JF20*	G 1-1/4"				-20	102,1	58,1		26,6	50	46	
		1AT20JF20**	G 1-1/4"				-20	102,1	58,1		26,6	50	46	
1S24JF24	1A24JF24	1A24JF24	G 1-1/2"				-24	109,7	63,4		32,0	55	50	
1S32JF32	1A32JF32	1A32JF32	G 2"				-32	122,6	72,4		44,4	70	65	

KF

Komatsu Female Swivel
 Komatsu Dichtkopf
 Femelle Komatsu
 Femmina Komatsu
 Hembra loca Komatsu



Part Number	Part Number	Part Number	Thread T	Flange	Tube O.D.	ND	Hose Size	A	D	H	E Ø	HEX [1]	HEX [2]	K Ø
OTC Fitting	Skive Nipple	TTC Fitting			mm			mm	mm	mm	mm			mm
1S4KF4	1A4KF4	1A4KF4	M14x1,5				-4	56,1	32,7		4,2	19	19	
1S6KF6	1A6KF6	1A6KF6	M18x1,5				-6	60,4	35,1		6,7	24	22	
1S8KF8	1A8KF8	1A8KF8	M22x1,5				-8	69,5	39,8		9,6	27	27	
1S10KF10	1A10KF10	1A10KF10	M24x1,5				-10	75,4	46,0		12,4	1,25"	30	
1S10KF12	1A10KF12	1A10KF12	M24x1,5				-12	76,6	46,4		12,4	1,25"	30	
1S12KF12	1A12KF12	1A12KF12	M30x1,5				-12	81,5	51,3		15,5	36	36	
1S16KF16	1A16KF16	1A16KF16	M33x1,5				-16	91,4	57,0		20,7	41	41	
1S20KF20	1AP20KF20*	1AP20KF20*	M36x1,5				-20	113,4	69,4		26,6	46	46	
		1AT20KF20**	M36x1,5				-20	113,4	69,4		26,6	46	46	
1S24KF24	1A24KF24	1A24KF24	M42x1,5				-24	120,5	74,2		32,0	55	50	

* 1-wire
 ** 2-wire

* 1-wire
 ** 2-wire

* 1-wire
 ** 2-wire

* 1-wire
 ** 2-wire

* 1-wire
 ** 2-wire

Specification subject to change without notice

Crimp Fittings

Press-armaturen

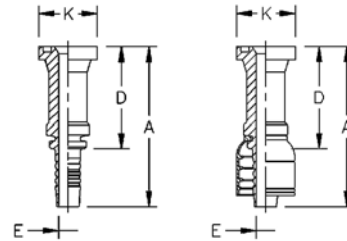
Embouts sertis

Raccordi a graffare

Racores para presión

KS

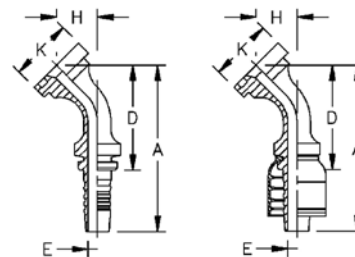
Komatsu Split Flange
Komatsu Flansch
Bride Komatsu
Flangia Komatsu
Brida Komatsu



Part Number	Part Number	Part Number	Thread T	Flange	Tube O.D.	ND	Hose Size	A	D	H	E Ø	HEX [1]	HEX [2]	K Ø
OTC Fitting	Skive Nipple	TTC Fitting						mm	mm	mm	mm			mm
	1S10KS10	1A10KS10					-10	94,8	65,4		11,7			34,2
	1S12KS12						-12	109,4	79,2		15,5			38,1
	1S16KS16	1A16KS16					-16	116,0	81,6		20,7			44,5
	1S20KS20						-20	118,2	74,2		26,6			50,8
	1S24KS24	1A24KS24					-24	144,0	98,2		32,0			60,3
	1S32KS32						-32	183,0	130,8		44,4			71,4

KSA

Komatsu Split Flange, 45° Elbow
Komatsu Flansch, 45° Krümmer
Bride Komatsu, coudé 45°
Flangia Komatsu a 45°
Brida Komatsu acodado a 45°



Part Number	Part Number	Part Number	Thread T	Flange	Tube O.D.	ND	Hose Size	A	D	H	E Ø	HEX [1]	HEX [2]	K Ø
OTC Fitting	Skive Nipple	TTC Fitting						mm	mm	mm	mm			mm
	1S10KSA10	1A10KSA10					-10	76,7	47,3	21,9	11,7			34,2
	1S12KSA12						-12	111,5	81,3	26,0	15,5			38,1
	1S16KSA16	1A16KSA16					-16	115,9	81,5	28,3	20,7			44,5
	1S20KSA20						-20	150,9	106,9	36,4	26,6			50,8
	1S24KSA24						-24	145,0	98,7	32,0	32,0			60,3
	1S32KSA32						-32	178,2	126,0	58,8	44,4			71,4

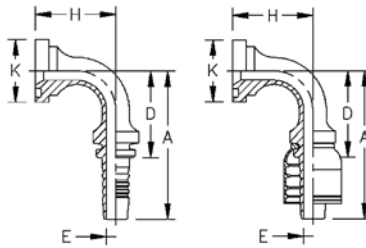
Crimp Fittings

Press-armaturen

Embouts sertis

Raccordi a graffare

Racores para presión



KSB

Komatsu Split Flange, 90° Elbow

Komatsu Flansch, 90° Krümmer

Bride Komatsu, coudé 90°

Flangia Komatsu a 90°

Brida Komatsu acodado a 90°

Part Number	Part Number	Part Number	Thread T	Flange	Tube O.D.	ND	Hose Size	A	D	H	E Ø	HEX [1]	HEX [2]	K Ø
OTC Fitting	Skive Nipple	TTC Fitting			mm			mm	mm	mm	mm			mm
	1S10KSB10	1A10KSB10					-10	69,7	40,3	51,4	11,7			34,2
	1S12KSB12						-12	87,0	56,8	52,4	15,5			38,1
	1S16KSB16	1A16KSB16					-16	109,5	75,1	70,5	20,7			44,5
	1S20KSB20						-20	130,7	86,7	80,4	26,6			50,8
	1S24KSB24	1A24KSB24					-24	151,0	104,7	108,5	32,0			60,3
	1S32KSB32						-32	200,5	148,3	140,0	44,4			71,4